

No-73

P. 1

Field Notes

OF THE SURVEY OF THE
SUBDIVISION LINES

- OF -

Township 10 N Range 29 E

Gila and Salt River Base and Meridian

ARIZONA.

By A. P. Johnson D. S.

under contract dated June 8 1882.

Survey commenced Aug 11 1882.

Survey completed Aug 17 1882.

No-73

73

No-73

Field Notes
of the
Subdivision of
T. O. R. Reg 2,
S. S. R. M.

1A

BK. 73

INDEX DIAGRAM.

Township 10 North

Range 29 East

6	37	5	40	4	53	3	37	2	19	1
45		73		69		52		35		18
7	72	8	67	9	50	10	34	11	16	12
90		88		66		49		32		14
18	87	17	64	16	47	15	31	14	13	13
75		84		63		46		29		11
19	82	20	61	21	44	22	28	23	9	24
80		79		60		43		26		7
30	78	29	58	28	42	27	25	26	6	25
76		74		57		40		23		5
31	72	32	55	33	39	34	22	35	1	36

No-73

Subdivision

T. 10 N. R. 29 E.

13

S. S. R. M.

chains

Survey commenced
Aug 11-1882

Survey made with
Burt's Patent Improved
Solar Compass nearly
new and in first rate
order. made by Otto
Fommel of Basel Germany
in 1851.

Before proceeding to
subdivide this Spt. 9
made a change of 5
minutes in the latitude
arc of my solar compass
by subtracting same from
the reading previously
given, and at noon
verified & corrected
the same by observation

2
BOOK 73

T. O. N. R 29 E. 51 S. R W

Chains

1. 2. 3.

on the sun. Also further
tested instrument by
reversing.

From the bar to Secs -
1-2-35736 which is a
post set firmly in a
mass of earth, properly
marked & with pits
in each Sec. 5 1/2 ft.
dist.

I run North bet. Secs -
35736

to 13° 48' E

Descend

40,00 hit a sand stone 14 x 8 x 8
mis 9 ins in the ground

S. O. T. R 29 E. S. v. S. R. W

Chains

for $\frac{1}{4}$ sec cor marked $\frac{1}{4}$ S
 on W. face. Dug pits
 15 x 15 x 12 ins N + S of stone
 5 $\frac{1}{2}$ ft. dia. and raised a
 mound of earth $\frac{1}{2}$ ft.
 high 3 $\frac{1}{2}$ ft. base alongside
 60.00 Edge of mesa hrs. N 100 ft
 + S. 10. E + descent abruptly

80.00 Set a sand stone 14 x 10 x 10
 ins gnis in the ground for
 cor to hrs 25--26-35+36
 marked with 1 notch on
 S + 1 notch on E edges.

Dug pits 15 x 15 x 12 ins
 in each sec 5 $\frac{1}{2}$ ft. dia.
 and raised a mound of
 earth 2 ft. high 4 $\frac{1}{2}$ ft.
 base alongside

Band rolling mesa

T 10 N. R 29 E. S 4 S. R. M.

Chains.

Soil 3rd rate.

Vegetation, Bunchgrass

East on a road on line
bet. Secs 25 + 26

to 100° 4.8' E.

Descend.

40.00 Set a temporary 1/4 Sec
Cor.

54.92 Cross Coyote Creek 20 lbs wide
course North, + ascend -

67.00 Enter timber hrs. N + S.

80.32 Intersect E boundary of
T 10 N S 4 S of Cor to Secs
25 - 26 - 31 + 36 which is a

post 4 in dia set firmly in a
mound of earth, marked T 10 N S
30 on N. E. R 30 E, S 31 on S E.

510 N. R 29 E. S. 36 + S. R. M.

Chances -

R 29 E. S 36 on S. W + S 25 on
N. W faces + 1 notch on S +
5 notches on the edges with
pits $5\frac{1}{2}$ ft. dist. in each sec.

from which Cor I run
N 89° 25' W on a true line bet,
Secs 25 + 36

ba 15° 48' E.

40, 16

Set a sand stone $24 \times 14 \times 4$
ins 18 ins in the ground for
 $\frac{1}{4}$ sec cor - marked $\frac{1}{4}$ sec
N face Dry pits $18 \times 18 \times$
12 ins E + W of stone $5\frac{1}{2}$ ft.
dist and raised a mound
of earth $1\frac{1}{2}$ ft. high $3\frac{1}{2}$
ft. base along side -

80, 32

The Cor to Secs 25-26-35+36-

Land rolling hills

T. O. Y. R 29 E. S. 1. R. 11.

Chairs -

Soil 2nd + 3rd rate

Timber - Cedar.

Vegetation, Bunchgrass

North bet. Secs 25 + 26,

to 13° 48' E.

Descend over rolling ground -

40,00

Set a sand stone 18 x 12 x 6
 ins 10 ins in the ground for
 1/4 sec cor. marked 1/4 B on
 W face. Dig pits 18 x 18 x 12
 ins N + S of stone 5 1/2 ft.
 dist. and raised a mound
 of earth 1 1/2 ft. high 3 1/2 ft.
 base along sides

80,00

Set a sand stone 12 x 10 x
 8 ins 8 ins in the ground
 for. Cor to Secs. 23-24-25

T. O. N. R 29 E, G. S. R 70.

Chassis-

+26 marked with 2 notches
on D + 1 notch on E edges.
Dug pits 18 x 18 x 12 ins. in
each one 5 1/2 ft. dia. and
raised a mound of earth
2 ft. high 4 1/2 ft. base
along sides

Banked rolling

Soil 2nd raft

Vegetation Bunchgrass

East on a random line bet.
Decs. 24 + 25

to 15° 48' E.

Descend gradually

40,00

Set a temporary 1/4 Sec Cor

55,00

Cross Coyote creek - 20 lbs
wide - Course N. W. + ascend

S. 10 N. R 29 E. S. 34 S. R. M.

Chains

80,25 - Intersect - E. boundary
of Sp 62 lbs - S of cor. of
Secs - 24 - 25 - 19 + 30 which
is a post 4 in sq. set firmly
in a mound of white marked
S. 10 N. S. 19 on N. E - R 30 E. S. 30 on E
R 29 E. S. 25 on on S W + S 24 on
N. W. faces with 4 notches on N +
2 notches on S edges + pits in
each sec. 5 1/2 ft. disk.

from which Cor D runs
S 89° 33' W on a true line
bet. Secs - 24 + 25

ba 100° 48' E.

40,13 Set a sand stone 12 x 10
x 6 in 6 in in the ground
for 1/4 sec cor. marked
1/4 S on N face. Dug.

T 10 N. R 29 E. S 4 S. R. M.

Chairs

pit 15 x 15 x 12 in E + W of
stone 5 1/2 ft. dia, and
raised a mound of earth
1 1/2 ft. high 3 1/2 ft. base
along side

80.25 - Sh. Cor. to Decs. 23-24-25+26.

Band rolling hills -

Soil 2nd + 3rd rate.

Vegetation Bunchgrass

North bet. Decs 23 + 24 -

to 13048' E.

Over rolling ground -

40.00 Set a porphyry stone 10 x 10 x 10

in 6 in in the ground

for 1/4 sec Cor. marked 1/4

on W face, and

raised a mound of

BOOK 73

S. 10 N. R. 29 E. Sec. 15. B. 5.

Chains

stone alongside, Pits
 impracticable.

62,150 Coyote creek 20 lbs wide
 course N W & ascend -

80,000 Set a sand stone 18 x 10 x 10
 ins 12 ins in the ground
 for cor to Sec. 15-4-23
 & 24 - marked with 1
 notch on E & 3 notches
 on S edges - and raised
 a mound of stone
 alongside Pits impracticable
 from which -

A cedar 8 ins diam bes N
 32° E & 4 lbs dub. marked
 S. 10 N. R. 29 E. Sec. 15. B. 5.
 Band mountains
 Soil 3^d rate
 Timber Cedar

5.07. R₂g₂ E. G. S. R. M

Chairs

Vegetation Bunchgrass

East on a random line
bet. Secs 13 & 24

to a 13°48' E

Ascend over rolling ground
40.00 Set temporary $\frac{1}{4}$ Sec Cor
8908. Interest E. boundary
of Sp-53 lks. S of Cor to
Secs - 13 - 18 - 19 - 24 - which
is a sandstone 12 x 12 ins set
firmly in the ground marked
with 3 nails on N & S
edges & with pits & mounds
of earth in each Sec 5 1/2
ft. dia.

S. 10 N. R 29 E. S. 4 S. R. W.

Chairs.

from which Cor Dren
 S 89° 37' W on a true line
 bet. Secs 13 + 24

ba 13° 48' E,

40,04

Set a sand stone 12x12x
 10 ins 6 ins in the ground
 for 1/4 Sec Cor. marked
 1/4 S on N face. Dig pit
 18x18x12 ins E + W of
 stone 5 1/2 ft. dia and
 raised a mound of earth
 1/2 ft. high 3 1/2 ft. dia
 along side

80,08

Set Cor to Secs 13-14-23+24

Band mountains

Soil 3^d rate

Vegetation, Bunchgrass

T 10 N. R 29. E. G & S. R M.

Chairs

North bet. Secs 13 + 14

$\alpha = 130^{\circ} 45' E$,

ascend ^{rolling} ground -

30.00 Top of ridge bet. E + W - & descend

37.50 Dry wash 20 lbs wide course

S of S. W + ascend -

40.00 Set a sand stone $14 \times 12 \times 10$ ins

10 ins in the ground for $\frac{1}{4}$ Sec

Cor. - marked $\frac{1}{4}$ S on W face

Dry pits $18 \times 18 \times 12$ ins N of S of

stone $5\frac{1}{2}$ ft. dia. and raised

a mound of earth $1\frac{1}{2}$ ft.

high $3\frac{1}{2}$ ft. base along side

51.50 Cross ridge 60 ft. high bet.

E + W + descend -

62.50 Cross gulch 10 lbs wide course

W + ascend -

80.00 Set a sand stone $16 \times 10 \times 10$

ins 10 ins in the ground for

S. 07, R 29 E, G 9 S. R. M.

Chairs

for Cor to Secs 11-12-13 & 14 -
 marked with 1 notch on
 E & 4 notches on S edges
 Dig pits 18 x 18 x 12 ins in
 each Sec 5 1/2 ft. dist &
 raised a mound of earth
 2 ft. high 4 1/2 ft. bases
 along side

Bandrolling

Soil 2nd notch

Vegetation Bunchgrass

East on a random line
 bet. Secs 12 & 13

b = 10° 45' E.

Ascend over rolling ground

40,00

hit a temporary 1/4 Sec
 Cor.

S. 10 N. R 29 E. G & S. R. M

Chains

80.15 Intersect E boundary of S p-84
 lbs S of box to Secs 7-12-13-14-
 which is a limestone 14 x
 10 mi set firmly in the
 ground marked with
 2 notches on N + 4 notches
 on S, edges + with
 pits + mounds of earth
 in each Sec $6\frac{1}{2}$ ft.
 dia.

from which Cor D run
 S 89° 24' W on a true line bet.
 Secs 12 + 13

ba 13° 48' E,

40.08 Set a post 3 ft. long 4 ins
 sq with marked stone 12
 ins in the ground for $\frac{1}{4}$
 Sec Cor - marked $\frac{1}{4}$ S

S. 10 N. R. 29 E. S. 4 S. R. 1 W.

Chairs

on N face. Dug pits 18x
18x12 ins E + W of post
5 1/2 ft. dist. and raised a
mound of earth 1 1/2 ft.
high 3 1/2 ft. base around
post.

80.15-

The Cor to Decs - 11-12-13+14

band rolling

soil 3² rate

vegetation Bunchgrass

North lat. Decs 11+12

ba 130° 45' E.

ascend

40.00

Set a sand stone 14x10x

8 ins - 10 ins in the ground

for 1/4 sec. Cor. marked
1/4 S on W face. Dug

T. 10 N. R. 29 E. S. 4 & S. R. M.

Observations

80.00 pits 15 x 18 x 12 ins N + S of
stone 5 1/2 ft. dia. and raised
a mound of earth 1 1/2 ft. high
3 1/2 ft. base along side -
set a post 4 ft. long 4 ins
sq. with marked at top 1 c
into in the ground for com to
bees 1-2-11+12 marked
with 1 notch on E +
5 notches on S edges -

Doing pits 18 x 18 x 12 ins
in each bee, 5 1/2 ft.
dia. and raised a mound
of earth 2 ft. high 4 1/2 ft.
base around post

band rolling
soil 3 1/2 inch

vegetation Bunchgrass

S. 0 N. R 29 E. G & S. R. M.

Chairs

East on a road on line
bet. Secs 1 + 12

to $130^{\circ}48' E$,

Ascend -

40.00

Set a temporary $1/4$ Sec Cor

77.75

Intersect E. boundary
of Sp. 28 lks N of Cor lot
Secs 1-6-7 + 12 which is a
stone set firmly in the
ground marked with 1
inch on N + S notches
on 3 edges + with wounds
of earth + pits in each
Sec $5\frac{1}{2}$ ft. dist.



from which Cor D runs
to $89^{\circ}48' W$ on a true line
bet. Secs - 1 + 12 -

S. 10 N. R. 29 E. S. 8 + S. R. 10 W.

Chains

ba 13° 48' E.

3999

Set a post 3 ft long 4 in
sq with marked stake 12
in in the ground for $\frac{1}{4}$ Sec
Cor. marked $\frac{1}{4}$ S on N face
Dig pits 18 x 18 x 12 in
E + W of post 5 $\frac{1}{2}$ ft. dist
and raised a mound of
earth $1\frac{1}{2}$ ft. high $3\frac{1}{2}$
ft. base around post

7998

Sec Cor to Secs - 1 - 2 - 11 + 12
Road rolling
Soil 2nd rate
Vegetation, Bunchgrass

North on a random line
bet. Secs 1 + 2.

ba 13° 48' E

S. 10 N. R. 29 E. Gr. L. R. M.

Chairs.

- ascend -
- 40.00 Set a temporary $\frac{1}{4}$ sec
Cor.
- 65.00 Enter timber line E + W -
- 80.45 Enter timber boundary
of Sp - 15 lbs E of Cor
at Sec 1-2-35 + 36 which
is a limestone 8 x 8
ms set firmly in the
ground - marked with
posts on E + 5 notches
on W edges + pits +
mounds of earth in each
Sec. $5\frac{1}{2}$ ft. dia.

from which Cor I run
S. 6' E on a true line
bet. Secs 1 + 2 -

Sto N. R 29 E. G & S. R. M.

Chairs

40.24 Va 13° 48' E,
 Set a post 3 ft. long 4 ins
 sq. with marked stumps 12
 ins in the ground for 1/4 sec
 cor marked 1/4 d on the
 face. Dug pits 18 x 18 x 12
 ins N + S of post 5 1/2 ft.
 dist and raised a mound
 of earth 1/2 ft. high 3/2 ft.
 base around post

80.48 The cor to Secs. 1-2-11+12
 Sand rolling
 Soil 200 yds
 Timber Pine & Cedar.
 Vegetation Bunchgrass
 Aug 11-1882

S. 10 N. R. 29 E. G. & K. M.

Chassis

From the cor to Sec-
2-3-34+35-- which is a
limestone 12 x 4 ins set
firmly in the ground
marked with 12 sockets
on E + 4 sockets on W
edges + with a mound
of stone on E. side

Down North h.b. Sec 34+35
to 130 48' E

Ascend gradually-

40.00 Set sand stone 14 x 12 x 9
ins 8 ins in the ground
for 1/4 Sec Cor. marked 1/4
on W face, Dry pits
18 x 18 x 12 ins N & S of

S. O. N. R 29 E. G + S. R. M.

Chairs

80.00 slabs $5\frac{1}{2}$ ft. dia. & raised a mound of earth $1\frac{1}{2}$ ft. high $5\frac{1}{2}$ ft. base along side
 set a lava slab $10 \times 8 \times 8$ ins 10 ins in the ground for Cor to Dec - 26-27-34+35 marked with 1 notch on S + 2 notches on E edges
 Dug pit - $18 \times 18 \times 12$ ins in each Dec $5\frac{1}{2}$ ft. dia. & raised a mound of earth 2 ft. high $4\frac{1}{2}$ ft. base along side
 to find rolling soil 1st rate
 vegetation Bunchgrass

East on a random line

BOOK 73

T107, R 29 E, G & S, R.M.

Chains

bet. Secs 26 & 35-

ba $15^{\circ} 48' E$

around gradually -

29.00

Top of ridge bet - N & S -
described.

40.00

hit a temporary $\frac{1}{4}$ Sec
Cor -

40.12

Intersect - N & S line 18
lbs S of Cor to Secs. 25-26
- 35-36. from which Cor run
S $89^{\circ} 52' W$ on a true line
bet. Secs 26 & 35-ba $15^{\circ} 48' E$.

40.06

hit stone 10 x 8 x 8 ins &
ins in the ground for $\frac{1}{4}$
Sec Cor. marked $\frac{1}{4}$ S on
N face. Dug pits 18 x 18 x
12 ins E & W of stone -
 $5\frac{1}{2}$ ft. dist and

T20 N. R 29 E. G & S. R. M.

Chains

80.12 raised a mound of earth -
 1 1/2 ft. high 3 1/2 ft. base alongside
 the cor. to Secs - 26-27-34-35 -
 Land level.

Soil 2nd rate

Vegetation Bunchgrass

North bet. Secs 26 + 27
 Ta 13° 48' E.

Descend,

40.00 Set basalt stone 16 x 12 x
 9 ins 10 ins in the ground
 for 1/4 Sec Cor. marked 1/4
 on W face + raised a
 mound of stone alongside
 Pits impracticable!

80.00 Set a lava stone 14 x 12 x 9
 ins 8 ins in the ground

for box to bees - 22-23-26+27
 marked with 2 notches
 on S & 2 notches on E
 edges - & raised & mound
 of stone alongside -
 pits unpracticable -
 Band rolling -
 Soil 3rd rate - rocky -
 vegetation Bunchgrass

East on a random line
 bet. bees 23 & 26
 to $13^{\circ} 45' E$.

Ascend -

23.00

Top of spur bet S.W. &
 descend

40.00

Set a temporary $\frac{1}{4}$ bee
 cor -

80,24 Intersect U + D line 20 lbs
 S of bar to Secs 23-24-25+26
 from which Cor I run
 S 89° 51' W on a true line bet.
 Secs 23 + 26

to a 13° 48' E,

4012 Set a basalt stone 16x12x
 7 ins 10 ins in the ground for
 1/4 Sec. Cor - marked 1/4 S on
 the face. And raised a
 mound of stone alongside
 Pit - (unapproachable).

80,24 Sh. Cor to Secs - 22-23-26+27
 found nothing
 Soil 2nd rate.
 big ~~stems~~ Bundle grass

BOOK 73

S. 10 T. R 29 E. G + S. R 7th

Chairs -

North bet. Secs 22 + 23

to $13^{\circ} 48' E$.

Dug out,

40,000 hit a post 3 ft long 4 in
sq - with marked stake 12
ins in the ground for $\frac{1}{4}$
Sec. cor. marked $\frac{1}{4}$ S
on W face. Dug pits
18 x 18 x 12 ins N + S of
post 5 $\frac{1}{2}$ ft. dia and
raised a mound of
earth $1\frac{1}{2}$ ft. high $8\frac{1}{2}$
ft. base around post

80000 hit a post 4 ft long 4
ins sq - with chared
stake 12 ins in the
ground for cor to Secs
14 - 15 - 22 + 23 marked
with 3 notches on S

T. O. W. R 29 E. G. & S. R. W.

Chains

2 notches on E edges -
 Dug pit 18 x 18 x 12 ins
 in each see 5-1/2 ft.
 dist and raised a
 mound of earth 2 ft.
 high 4 1/2 ft. base rounded
 profats.

Soil rolling

Soil 2nd rate

Vegetation Bunchgrass

East on a random line
 bet. Secs 14 & 23 -

to 13° 48' E

Descend gradually -

40.00

hit a temporary 1/4 Sec

Cor.

57.16

Cross Coyote Wash 20

5.10 N. R 29 E. 1/4 S. R. M.

Chairs

lbs wide corner $N 60^{\circ} W$
+ ascend -

80.66

Intersect $N + S$ line 73
lbs N of bar to trees 15-14-
23 + 24 - from which cor
down -

$N 89^{\circ} 29' W$ on a true line
bet. trees 14 + 23.

to $15^{\circ} 48' E$.

40.24

Set a lava stone $14 \times 10 \times$
7 ins 10 ins in the ground
for $1/4$ sec cor - marked $1/4$
down N face, Dig pits
 $18 \times 18 \times 12$ ins $E + W$ of
stone $5 - 1/2$ ft. dist
and raised a mound
of earth $1 - 1/2$ ft high
 $3 - 1/2$ ft. base along side

80.68

Set cor to trees - 14 - 15 - 22 + 23

S. O. N. R 29 E, G + S. R. M.

Chains

band rolling
soil \rightarrow & sprate
vegetation Bunchgrass

North lat. Dec 14 + 15 -

\rightarrow $13^{\circ} 44' E$

Descend -

- 40.00 Set a sand stone $12 \times 6 \times 6$ ins
& ins in the ground for $\frac{1}{4}$ dec
cor. marked $\frac{1}{4}$ S on W face
Dug pits $18 \times 18 \times 12$ ins N + S
of stone $5\frac{1}{2}$ ft. deep, and
raised a mound of earth
 $1\frac{1}{2}$ ft. high $3\frac{1}{2}$ ft. base alongside
- 47.85 Cross coyote creek 10-lbs white
course N 70° W + ascend.
- 59.00 Beaver valley + ascend
- 80.00 Set a lava stone $16 \times 10 \times 10$

BOOK 73

T.O.N. Reg E. G. & S. R.M.

Chairs

12 in in the ground for con
to lines 10-11-14+15-marked
with 4 notches on S &
2 notches on E edge &
and raised a mound of
stone alongside - Pits
impracticable
Band rolling
Soil, at + 30° water
vegetation Bunchgrass

East on a random line
bet. lines 11+14,
to 10° 48' E

Ascend,

40.00 Hit a temporary $\frac{1}{2}$ sec
Cor,

80.16 Intersect N+S line

T10N, R29E, G4S, R4W

Chains

is the S. of Cor to Dees 11-12-
13-14- from which Cor I run
S 89° 54' W on a true line bet.
Dees - 11-14-

then 13° 48' E.

40.08

hit a lava stone 10 x 8 x 8
ins 6 ins in the ground for
1/4 Sec Cor. marked 1/4 S on
N face, Dug pits 18 x 18 x 12
ins E + W of stone 5 1/2 ft.
dist. and raised a mound
of earth 1/2 ft high 3 1/2 ft.
base alongside

8916

The Cor to Dees 10-11-14+15-

band rolling

Soil 2 ^{or} rather

vegetation Bunchgrass

T. O. U. R 29^e. G & S R M

Chairs

North bet. Decs 10 & 11

Val 13° 48' E

Ascend -

57.00 Over small peak 20 ft. higher

Descend -

20.00 Cross Sag bro E + W + ascend

40.00 Set a sand stone 14 x 12 x 8

ins 9 ins in the ground
for $\frac{1}{4}$ Dec. Cor, marked
 $\frac{1}{4}$ S on W face. Dig pits
18 x 18 x 12 ins N + S of stone
5 $\frac{1}{2}$ ft. dia. and raised a
mound of earth 1 $\frac{1}{2}$ ft.
high 3 $\frac{1}{2}$ ft. base alongside

59.00 Top of ridge, bro E + W +
descend -

80.00 Set a sand stone 12 x 10 x
6 ins 8 ins in the ground
for Cor to Decs - 2-3-20 & 11

T10 N. R 29 E, G & S. R. W.

Chains

marked with 5 notches on
 S + 2 notches on E edges
 Dug pits 18 x 18 x 12 ins in
 each Sec. 5 1/2 ft dia, and
 raised a mound of earth
 2 ft. high 4 1/2 ft. base
 along side -

Soil rolling

Soil 2 ~~nd~~ rate

Vegetation Bunchgrass

East on a random line
 bet. Secs 2 + 11

to 13° 48' E,

Over rolling land -

40.00 Set a temporary 1/4 Sec Cor.

79.83 Intersect N + S line 22

lbs S of Cor to Sec -

BOOK 73

S. 10 N. R 29 E. S. 8 + S. R W

Chairs

1-2-11+12 - from which Cor
DownS 89° 50' W on a true line
bet. Secs - 2 + 11

ba 13° 48' E.

39,91

Set a sand stone 12 x 8 x
6 ins & ins in the ground
for 1/4 Sec Cor. marked
1/4 down W face, Dry pits
18 x 18 x 12 ins 2 + W of
stone 5 1/2 ft. dist. and
raised a mound of
earth 1 1/2 ft. high

99,83

3 1/2 ft. base alongside
the Cor to Secs 2 - 8 - 10 + 11

Sand rolling

Soil 3^d rateVegetation Bunchgrass

S. o. N. R 29 E. S. & S R. M.

Chains


North on a random line bet.
Secs 2 + 3 -

ba $150^{\circ} 48' E$

Over rolling ground.

40.00 Set a temporary $\frac{1}{4}$ Sec Cor.

79.60 Intersect N. boundary of
Sp - 28 lbs E of cor to
Secs. 2 - 3 - 34 + 35 which is a
post 4 ins sq, set firmly
in a mound of earth
properly marked & with
pits in each Sec $5\frac{1}{2}$ ft.
dist.



from which cor I run
S $12' E$ on a true line bet.

Secs 2 + 3 -

St. N. R 29 E. Gr S, R. M.

Chains

Tr 13° 48' E.

39.60 Set a post 3 ft long 4 ins
sq. with marked stakes
12 ins in the ground for
1/4 Sec Cor. marked 1/4 S on
W. face. Dig pits 18 x 18 x
12 ins N + S of post 5 1/2 ft.
dist and raised a mound
of earth 7/2 ft. high 3 1/2 ft.
base around post.

79.60 The Cor to Secs - 2-3-10-11
Band rolling
Soil 2nd rate

Vegetation Bunchy grass -
I carefully examined the
adjustments of my Solar
Compass, ^{to day} particularly the
latitude + reversing
apparatus and found

S. O. N. R 29 E. 5 + L. R. W.

Chains

then correct

Aug 12-1882.

From the Co to Secs 3-4 -
33 + 34 - which is a sand
stone 13 x 10 ins set firmly
in the ground, marked
with 3 holes on E + W
edges, & with pits + mounds
of earth in each Sec
5 1/2 ft. dist.

From North bet. Secs 33 + 34
to 10° 48' E

Decend

40.00

Set a stone 15 x 12 x 9
ins 10 ins in the ground

BOOK 73

S. O. N. R 29 E. S. & S R M.

Chains -

for $\frac{1}{4}$ Sec. Cor. marked $\frac{1}{4}$
 down to face, and raised
 a mound of stone alongside
 Pits impracticable.

80,000

Set a basalt stone $14 \times$
 11×9 ins 10 ins in the ground
 for Cor to Secs 27-28-33-34
 marked with 1 notch on
 2 + 3 notches on E edges
 and raised a mound of
 stone alongside, Pits
 impracticable

Sand rolling

Soil 2nd rate

Vegetation Bunchgrass

East on a random line
 bet. Secs 27 + 34.

S. 10 N., R 29 E., 4 + E. R. M.

Chairs

ba 130° 48' E.

Ascend.

- 40.00 Set a temporary $\frac{1}{4}$ Sec Cor.
 80.19 Intersect U + S line 78 lbs
 S of Cor. to Secs 26-27-34+35
 from which Cor D runs -
 89° 27' W on a true line bet.
 Secs - 27 + 34

ba 130° 48' E.

- 40.09 Set a basalt stone 14 x 10 x 6
 ins 10 ins in the ground
 for $\frac{1}{4}$ Sec Cor., marked
 $\frac{1}{4}$ S on U face. Dug
 pits 18 x 18 x 12 ins -
 E + W of stone 5 $\frac{1}{2}$ ft
 dist and raised a mound
 of earth $\frac{1}{2}$ ft. high 3 $\frac{1}{2}$ ft.
 base alongside

- 80.19 The Cor to Secs. 27-28-33+34

BOOK 73

D. O. K. R 29 E. S. 4 S. R. M.

Chairs -

Sand rolling

Soil 2nd rate.

Vegetation Bunchgrass -

North bet. Secs. 27 + 28
Twp 13° 48' E.

- 40.00 Set a sand stone 13 x 12 x
9 ins 8 ins in the ground
for $\frac{1}{4}$ Sec Cor. marked $\frac{1}{4}$ S
on W face, Dug. pits
18 x 18 x 12 ins N + S of stone
5 $\frac{1}{2}$ ft. dist. and raised
a mound of earth 1 $\frac{1}{2}$ ft.
high 3 $\frac{1}{2}$ ft. base, alongside
- 80.00 Set a lava stone 16 x 12
x 9 ins 10 ins in the ground
for Cor to Secs - 21-22
27 + 28 marked with

S. 10 N. R. 29 E. S. 4 + L. R. 11.

Chains -

2 notches in S + 3 notches
 on E edges - Dug pits 18 x 18
 x 12 ins in each sec 5 1/2
 ft. dist. and raised a
 mound of earth 2 ft. high
 4 1/2 ft. base along and at
 Band rolling
 Soil 1st rate
 vegetation Bunchgrass

East on a random line bet.
 Secs - 22 + 27
 to 15° 48' E.

Descend -

40.00 Set a temporary 1/4 sec cor
 80.25 - Intersect N + S line 45-lbs
 S of cor - to Secs - 22-23-24
 + 27 - from which cor

T. O. N. R 29 E. 34 S. R. M.

Chains

Sum -

899⁴ W on a true line
bet. Secs - 22 + 27 -

ba 130° 48' E.

4013

Set a lava stone 18 x 14
x 8 ins 10 ins in the ground
for $\frac{1}{4}$ Sec cor. marked
 $\frac{1}{4}$ S on N face, and
raised a mound of stone
alongside -

80,25-

The cor to Secs 21-22-27+28

Bound rolling

Soil 2nd rate

Vegetation Bunchgrass

North bet. Secs 21 + 22

ba 131° 48' E.

Demond -

S. O. N., R 29 E., S 4 S., R. M.

Chains

- 40.00 Set a lava stone $14 \times 10 \times 7$ ins 8 ins in the ground for $\frac{1}{4}$ sec cor. marked $\frac{1}{4}$ S on W face, Dug pits $18 \times 18 \times 12$ ins. W + S of stone $5\frac{1}{2}$ ft. dia. and raised a mound of earth $1\frac{1}{2}$ ft. high $3\frac{1}{2}$ ft. base along side.
- 80.00 Set of sand stone $10 \times 8 \times 8$ ins 6 ins in the ground for cor to sea - 15-16-2122 marked with 3 notches on S + 3 notches on E edges, Dug pits $18 \times 18 \times 12$ ins in each sec $5\frac{1}{2}$ ft. dia. and raised a mound of earth 2 ft. high $4\frac{1}{2}$ ft. base

S. O. N. R 29 E. G + S, R. M.

Chains.

alongside.

Rolling rolling.

Soil 2nd rate.

Vegetation Bunchy grass

East on a random line
bet. Secs - 15 + 22

ba $13^{\circ} 48' E$,

Descend over rolling ground -

40.00 bet a temporary $\frac{1}{4}$ Sec
Cor -

80.5-6 Intersect N + S line 45

lbs S of Cor to Secs - 14-15

22 + 23 - from which

Cor I run -

S $89^{\circ} 41' W$ on a true line

bet. Secs - 15 + 22

ba $13^{\circ} 48' E$.

S. 10 N. R 29 E. G & L. R. M.

Chairs -

40.28 Set a sand stone 15 x 12
 x 8 ins 9 ins in the ground
 for $\frac{1}{4}$ Sec Cor. marked
 $\frac{1}{4}$ S on N face. Dug pits
 18 x 18 x 12 ins E & W of
 stone 5 $\frac{1}{2}$ ft. dia. and
 raised a mound of earth
 1 $\frac{1}{2}$ ft. high 3 $\frac{1}{2}$ ft. base
 along side -

40.5-6 The Cor to Secs 15-16 2 142.2
 Band rolling
 Soil 2nd rate
 Vegetation Bunchgrass

North bet. Secs - 15-16 -
 to 150 108' E,

Descend -

40.00

Set a sand stone

T. O. K. R. 29 E. G. + S. R. M.

Chains

- 15-7 10 x 10 ins 10 ins in the ground for $\frac{1}{4}$ sec cor marked $\frac{1}{4}$ ins on W face
- Dug pits 18 x 18 x 12 ins N + S of stone $5\frac{1}{2}$ ft. diam. and raised a mound of earth $1\frac{1}{2}$ ft. high $5\frac{1}{2}$ ft. base along sides -
- 72.00 Enter valley bet E + W -
- 78.50 cross Bayate Creek 20 lbs -
- and a course W + ascend
- 80.00 Set a sand stone 10 x 10 x 6 ins 5 ins in the ground for cor to Secs 9-10-15-7-16 marked with 3 notches on E + 4 notches on S edges - Dug pits 18 x 18 x 12 ins in each sec $5\frac{1}{2}$ ft. diam. and raised

S. 10 N. R. 29 E. S. 4 S. R. M.

chains

a mound of earth 2 ft -
high 4 1/2 ft. base alongside
band rolling
soil 2 rod rats.

Vegetation Bunchgrass

East on a random line
bet. Secs - 10 + 15
to 130° 48' E.

- 4.60 cross Coyote creek 15 lbs
- 12.00 wide corner S W of second
cross coyote creek course N.W.
- 40.00 Set a temporary 1/4 sec cor
- 80.27 Intersect N + S line 32 lbs
S of cor. to Secs 10-11-14+15
from which cor. - from
S 89° 46' W on a true line
bet. Secs - 10 + 15
to 130° 48' E

BOOK 73

S. O. N. R 29 E. G. S. R. M.

Chains

40, 14

Set a sand stone $10 \times 5 \times 6$
 ins 6 ins in the ground
 for $\frac{1}{4}$ Sec cor. marked
 $\frac{1}{4}$ S on N face. Dig
 pits $18 \times 18 \times 12$ ins E & W
 of stone $5\frac{1}{2}$ ft. dist &
 raised a mound of earth
 $1\frac{1}{2}$ ft. high $3\frac{1}{2}$ ft. base
 alongside -

80, 27

The Cor. to Secs 9-10-15+16
 found rolling
 soil 1st & 2nd rate.
 vegetation Bunchgrasses.

North bet. Secs 9 & 10

ba $13^{\circ} 48' E$.

across valley -

22, 00

Leave valley and ascend

S. C. U. R 29 E. G + S. R. M.

Chains -

over rolling ground -

40.00

Set a sandstone 12 x 12 x 12
ins & ins in the ground for
1/4 Sec. Cor, marked 1/4 S
on W face, Dig pits
18 x 18 x 12 ins N + S of
stone 5 1/2 ft. dist, and
raised a mound of earth
1 1/2 ft. high 3 1/2 ft. base
along side

80.00

Set a lava stone 14 x 12 x 7
ins & ins in the ground for
Cor to Secs 3-4-9+10 marked
with 3 notches on E +
5 notches on S edges -
Dig pits 18 x 18 x 12 ins
in each Sec 5 1/2 ft. dist,
and raised a mound
of earth 2 ft. high

BOOK 73

S. O. N. R 29 E. G & S. R. M.

Charris

4 1/2 ft. base along side
 Band rolling
 Soil 2nd ratf
 Vegetation Bunchy grass

East on a random line bet.
 Secs - 3 + 10 -

$\theta = 13^{\circ} 48' E.$

On near mean,

40.00 Set a temporary 1/4 Sec Com

7996 Direct N + Drive 35 lbs

S of cor to Secs - 2 - 5 - 10 + 11
 from which Cor Drive
 $\theta = 45^{\circ} W$ on a true line
 bet. Secs - 3 + 10

$\theta = 13^{\circ} 48' E.$

39.98 Set a sand stone 12 x 10 x
 10 in 8 in in the ground

S. 10 N. R. 29 E. G. 1 S. R. W.

Chains -

for $\frac{1}{4}$ Sec Cor, marked $\frac{1}{4}$
 Saw N face - Dug pits
 18 x 18 x 12 ins E & W of
 station 5- $\frac{1}{2}$ ft. dia and
 raised a mound of earth
 $\frac{1}{2}$ ft. high 3- $\frac{1}{2}$ ft. base
 along side

79.76 Cor to Secs - 3-4-9 + 10 -

Bound level -

Soil 2nd site

Vegetation Bushgrass

North on a random line
 bet. Secs - 3 + 4 -

ba 13° 48' E,

ascend gradually -

40.00 Set a temporary $\frac{1}{4}$ Sec Cor.

79.88 Intersect N. boundary
 of Sp - 35-lbs W of Cor


BOOK 73

T. 10 N. R. 29 E. G. & S. R. M.

Chairs

15 Sec -

3-4-33+34 which is a post 4 ins sq set firmly in a mound of earth, properly marked + with pits in each Sec $5\frac{1}{2}$ ft. dist.



from which Cor Iron -
S. 15" W on a true line
bet. Secs - 3 + 4

ba $13^{\circ}48' E$.

39.88

Set a lava stone $10 \times 10 \times 6$
ins 4 ins in the ground
for $\frac{1}{4}$ Sec Cor. marked
 $\frac{1}{4}$ S on W face, Dig pits
 $18 \times 18 \times 12$ ins N + S of
stone $5\frac{1}{2}$ ft. dist +

T. O. N. R 292. S + S. R. M.

Chairs

raised a mound of earth
 $\frac{1}{2}$ ft. high $3\frac{1}{2}$ ft. base
 alongside

79.88 The Cor - to Secs. 3-4-9+10.

Land rolling
 Soil 2nd rate

Vegetation Bushy grass

Aug 14 - 1882

From the Cor to Secs
 4-5-32+33 - which is a
 post set firmly in a
 mound of earth, properly
 marked & with pits in
 each Sec. $5\frac{1}{2}$ ft. dist.

BOOK 73

S. O. N. R 29 E. G. S. R. M.

Chains

From North bet. Secs -
32 + 33

to $130^{\circ} 48' E$

40.00 Descend gradually -
Set a stake $15 \times 12 \times 10$
ins 10 ins in the ground
for $\frac{1}{4}$ Sec cor. marked
 $\frac{1}{4}$ D on W face - and
raised a mound of
stone alongside -

80.00 ~~P is impracticable~~
Set a stake (basalt)
 $15 \times 8 \times 7$ ins 8 ins in the
ground for cor to Secs -
28 - 29 - 32 + 33 marked
with 1 notch on S +
4 notches on E edge
and raised a mound
of stone alongside of

S. 10 N. R 29 E. S. 1. R. M.

Chains

Pits impracticable
 Band rolling
 Soil 3^d ratel
 Vegetation Bushy grass

East on a random line
 bet. Secs 28 + 33

ba 13° 48' E

ascend.

17.00 Top of spur hrs. - U + S +
 dead.

37.20 Cross gulch 5 lbs wide
 + ascend

40.00 Set a temporary 1/4 Sec
 Cor -

80.34 Intersect U + S line
 95 lbs S of Cor to Secs

S. 10 N. R. 29 E. G. 1. R. 11.

Chairs -

27-28-33+34 - from
which Cor 9 run -
D 89 19th on a true line
bet. Secs - 28 + 33

ba 13° 48' E,

40.17

Set a sand stone 16 x 9 x 7
ins 10 ins in the ground
for 1/4 Sec. marked 1/4
8 on N face and
raised a mound of
stone alongside Pit's
impracticable.

80.34

The Cor to Secs - 28-29-32+33-

Sand railway

Soil 3^d rate Rocky

North bet Secs 28 + 29

ba 13° 48' E,

T. O. K. R 29 E. G + S. K. M.

Chains

Decend -

40.00

Set a sand stone 15 x 10 x 10 ins 8 ins in the ground for 1/4 sec cor - marked 1/4 D on W face, D ng pits 18 x 18 x 12 ins N x S of stone 5 1/2 ft. dial and raised a mound of earth 1 1/2 ft. high 3 1/2 ft. base along side

40.00


Marked rock - 4 1/8 x 5 1/2 x 24 ins with 2 nolets on S + 4 nolets on E edges + raised a mound of stone along side for cor to Decs - 20 - 21 - 22 + 27
Pits impracticable -
Load rolling
Sail 2nd rate

BOOK 73

Tio N. R 29 E. G. S. R M

Chains -

Vegetation Bunchgrass



East on a random line
bet. Secs 21 + 28
ba $13^{\circ} 48' E.$

Descend

4,000 Cross gulch 4 lbs wide
course $\theta 20^{\circ} W.$ + ascend

21,000 Top of mesa bet N + S
+ descend gradually.

40,000 Set a temporary $\frac{1}{4}$ Sec Cor.

80.44 Intersect N + S line 60 lbs
S of Cor to Secs - 21-22-27
+ 28 from which Cor
I run -

$S 89^{\circ} 34' W$ on a true line
bet. Secs - 21 + 28

ba $13^{\circ} 48' E.$

S. 10 N. R. 29 E.
S. & S. R. W.

Notes

40.22 Set a lava stone $18 \times 14 \times 10$
 ins 10 ins in the ground
 for $\frac{1}{4}$ sec. Cor marked
 $\frac{1}{4}$ in on N face, and
 raised a mound of
 stone alongside
 Pits impracticable.

40.44 The Cor to Secs - 20-21-28+29
 Band level
 Soil 3' rate.
 Rocky -

North bet. Secs 20+21
 to 130481 E.

Descend -

40.00 Set a lava stone $14 \times 10 \times$
 6 ins 10 ins in the ground
 for $\frac{1}{4}$ sec Cor. marked

BOOK 73

T. O. N. R 29 E. S. & S. R. M.

Chains

$\frac{1}{4}$ S on W face. Dug
pits $18 \times 18 \times 12$ ins N & S
of stone $5\frac{1}{2}$ ft. dist &
raised a mound of
earth $1\frac{1}{2}$ ft. high $3\frac{1}{2}$ ft.
base along side -

80.00

Set a level stone $14 \times$
 11×6 ins 10 ins in the
ground for Cor to Secs.
16-17-20 & 21, marked
with 3 notches on S &
4 notches on E edges -
Dug pits $18 \times 18 \times 12$ ins
in each Sec $5\frac{1}{2}$ ft. dist
and raised a mound
of earth 2 ft high $4\frac{1}{2}$
ft base along side
Land rolling
Soil 2nd rate

S. 10 N. R 29 E. G + S. R. M.

Chairs.

Vegetation Bunchgrass

East on a random line
bet. Secs 14 + 21

ba 13° 48' E,

Descend.

11.22 Cross gulch 90 lbs wide
course N 10° E + ascend.

40.00 Set a temporary 1/4 sec cor.

80.76 Intersect N 9 S line 53 lbs
S of cor to Secs 15-16-21+22
from which cor I run
S 89° 57' W on a true line bet
Secs - 16 + 21

ba 13° 48' E

40.36 Set a sand stone 12 x 10 x
8 ins 10 ins in the ground
for 1/4 sec cor, marked

BOOK 73

S. 10 N. R 29 E. S 1. R. M.

Chains:

80.76

$\frac{1}{4}$ S on N face, Dry pit
 15 x 15 x 12 ins E + W off
 stone $5\frac{1}{2}$ ft. dist, and
 raised a mound of
 earth $1\frac{1}{2}$ ft. high $8\frac{1}{2}$
 ft. base along side
 S. 10 N. R 29 E. S 1. R. M.
 Band rolling -
 Soil 2nd rate.
 Vegetation Bunchgrass.

North bet. Dec 16 + 17,
 to $130^{\circ} 48' E$.

40.00

Dressed gradually
 Set a large stone 12 x 9
 x 9 ins 8 ins in the ground
 for $\frac{1}{4}$ S. Cor. marked
 $\frac{1}{4}$ S on N face, and

S. C. Y. R 29 E. G. - S. R. M.

Chairs -

80,000 raised a mound of stone
 alongside - Pits ^Dinfranchisable
 set a lava stone 16 x 12
 x 4 ins 10 ins in the
 ground for Cor to bees -
 8-9-16 x 17 marked with
 4 notches on S + 4 notches
 on E edges - Dug pits
 18 x 18 x 12 ins in each
 see 5 1/2 ft. dist. and
 raised a mound of
 earth 2 ft. high 4 1/2
 base alongside
 sand filling
 soil 2nd rate.
 vegetation Bushgrass

BOOK 73

D. O. N. R. 29 E. G. S. R. M.

Chains

East on a random line
bet. Secs 9 + 16
to 130° 48' E.

Descent

- 7.50 Cross Coyote creek 20 lbs
wide course N. W. + ascend
- 34.00 Top of spur bet N + S. 200 ft high
- 40.00 bet Temporary 1/4 Sec Cor.
- 56.60 Cross Coyote Creek 20 lbs
wide course S 80° W +
ascend
- 61.00 Top of spur bet N + S + descend
- 75.40 Cross Coyote Creek 20 lbs
wide course N 50° W + ascend
- 80.28 Intersect N + S line 18 lbs.
N of cor to Secs 9-10-15 + 16
from which Cor. Run
N 89° 52' W on a true line
bet. Secs 9 + 16

S. 10 N. R 29 E. G & S. R. M.

Chains

ba 130 48' E,

40.14

Set a lava stone 15 x 12 x 10
ins 10 ins in the ground
for 1/4 sec cor. marked
1/4" S on the face and raised
a mound of stone alongside
Pits unpracticable

8025

The cor to Secs 8-9-16-17-
Land mountainous
Soil 2" + 3" rate
Rocky

North bet. Secs 8 + 9 -

ba 130 48' E,

12.60

Descend gradually -
Cross Cayote Creek 20 lbs
W. course at 60° W &
ascend -

BOOK 73

S. O. N. R 29 E. G. S. R. M.

Chairs

40,00

Set a lava stone $16 \times 12 \times 9$
 ins 10 ins in the ground
 for $\frac{1}{4}$ Sec Cor. marked
 $\frac{1}{4}$ S on W face. Dig
 pits $18 \times 18 \times 12$ ins N & S
 of stone $5\frac{1}{2}$ ft. dist &
 raised a mound of
 earth $3\frac{1}{2}$ ft. base
 $7\frac{1}{2}$ ft. high alongside

80,00

Set a lava stone 14×11
 $\times 9$ ins 10 ins in the ground
 for Cor to Secs. 4-5-8+9
 marked with 5 notches
 on N + 4 notches on S
 edges, and raised a
 mound of stone
 alongside - Pits
 impracticable
 to and rolling

510 N. R 29 E. S + S. R. M.

Chains

Soil 2nd rate
Vegetation Bunchgrass

East on a random line
bet. Secs 4 + 9
ba 13° 48' E

Ascend

- 2.00 Enter timber bet N. W + S. E
- 18.00 to same timber
- 40.00 Set temporary 1/4 Sec Cor
- 80.22 Intersect N + S line

20 lbs S of Cor to Secs-
3-4-9+10- from which
Cor I run

S 79° 52' W on a true line
bet. Secs- 4 + 9
ba 13° 48' E

40.11 Set a lava stone

BOOK 73

S. 10 N. R 29 E. Gr S. R M.

Chains

14 x 12 x 9 ins 8 ins in
the ground for $\frac{1}{4}$ Sec
Cor. marked $\frac{1}{4}$ S on
N-face. Dug pits 18 x
18 x 12 ins E + W of stone
 $5\frac{1}{2}$ ft. dist. and raised
a mound of earth $1\frac{1}{2}$
ft. high $3\frac{1}{2}$ ft. base
along side.

80.2.2

See Cor. to Secs 4-5-8+7.

Found rolling

soil 2nd rate

vegetation Bunchgrass

North on a random
line bet. Secs 4 + 5,

to 150 48' E.

across.

BOOK 73

S. 10 N. R. 29 E. S. 4 + S. R. 11.

Chairs -

10.00 Enter timber line N.W. + S.E.

40.00 Set a temporary 1/4 sec cor -

79.21 Subsequent N boundary of Sp - 4 3 lbs W of cor to Secs - 4 - 5 - 3 2 + 3 3 which is

limestone set firmly in the ground 18 x 16 ins with 2 notches on W + 4 notches on 2 edges + with mounds of earth + pits in each sec 5 1/2 ft. dist.

from which cor I run S. 18' W on a true line bet. Secs 4 + 5.

to 13048' E

39.53 Set a lava stone 14 x 12 x 9 ins 10 ins in the ground

BOOK 73

S. 10 N. R. 29 E. S. + S R. W.

Chassis

for $\frac{1}{4}$ sec cor - marked $\frac{1}{4}$
 S on W face. Dig pits
 18 x 18 x 12 ins N + S of
 stone $5\frac{1}{2}$ ft. dist. and
 raised a mound of
 earth $1\frac{1}{2}$ ft. high $3\frac{1}{2}$ ft.
 base along side.

79.21 The cor. to defs. 4-5-8+9.
 to and rolling
 soil $2\frac{1}{2}$ ft. north.

vegetation *Bunchgrass*
 Aug 15, 1882

From the box to defs.
 5-6-31+32 which is a
 limestone 10×10 ins set
 firmly in the ground

T. O. N. R 29 E. G + S, R, W.

Chassis-

marked with 1 notch on W
+ 5 notches on E edges +
with pits + mounds in
each sec. 5 1/2 ft. dist.



Draw north lks Sec 31 + 32
to 130 48' E.

Descend gradually -

11.00 Road to St. Johns lks N. W + S E.

40.00 Hit a lava stone 16 x 11 x 9
ins 10 ins in the ground
for 1/4 sec cor - marked
1/4 S on W face, and
raised a mound of stone
alongside, Pits impracticable.

42.85 Cross Little Colorado River
lks N 70° W - 40 lks wide

Descend -

5.0 N. R 29 E. S. + S. R. W.

Chassis.

80.00 Set a lava stone $14 \times 12 \times 7$
 ins x ins in the ground
 for Car to becs 29-30, 31+32
 marked with 5 notches
 on E + 1 notch on S
 edges and raised a
 mound of stone alongside
 Pits impractical.
 Board rolling
 Soil 2nd path.
 Vegetation Bushy grass

V East on a random line
 bet. becs 29 + 32
 : $\theta = 13^\circ 48' E.$
 around -

40.00 Set a temporary $1/4$ becs Car,
 80.10 Interest N + S lines

S. 10 N. R. 29 E. S. 8 + S. R. M.

Chains-

5-6 lbs of Cor to Secs 28-29
32-33 - from which Cor
I run

S 89° 36' W on a true line
bet. Secs - 29 + 32
ba 13° 48' E

40.05 - Set a lava stone 15 x 12
x 9 ins, 10 ins in the ground
for 1/4 Sec Cor, marked 1/4
S in the face - and raised
a mound of stone alongside
Pits impracticable

8.0.0 The Cor to Secs - 29-30-31+32
Band rolling
Soil 2nd ratff
Vegetation Bunchy grass.

S. 10 N. R 29 E. G + S. R. M.

Chains

West on a random line
bet. Secs 20 + 31

to 130° 48' E.

Descend -

29.60

Cross Little Colorado River
Course N. W. 50 lbs and a
Descend about 1/2.

40.00

Set temporary 1/4 Sec cor.
cross Road to St. Johns camp N. W. 28. E.

58.00

80.28

Intersect W. boundary
of 15 p. 25 lbs N. of cor
to Secs 25 - 30 - 31 + 36

which is a sand stone

14 x 6 ins set firmly in the
ground marked with 1 notch
for S + 5 notches on N edges +
with pits + mounds of earth
in each Sec 5 1/2 ft
diam.

T. O. R. 29 E. S. 1. R. M.

Chairs-

from which car I run
 48° 49' E on a true timber bet.
 Decs - 20 + 21.

to 13° 48' E.

40, 28

Set a lava stone 14x12
 + 9 ins, 10 ins in the
 ground for 1/4 sec car
 marked 1/4 S on N face
 and raised a mound
 of stone alongside.
 Pits impracticable

80, 28

Set car to Decs - 29-30 31 + 32.

found rolling

soil 2nd rate

Vegetation Bunchgrass

T. O. N. R. 29 E. S. 4 S. R. M.,

Chairs.

North lat. Dec 29 + 30
 bearing $130^{\circ} 48' E.$

Ascend gradually.

40.00

Set a lava stone $16 \times 8 \times 8$
 ins 10 ins in the ground
 for $\frac{1}{4}$ Sec Cor marked $\frac{1}{4}$
 on W-face, and
 raised a mound of stone
 alongside, Pit impracticable

80.00

Set a lava stone $14 \times$
 10×8 ins 10 ins in the
 ground for Cor to Dec-
 19-20-29+30 - marked
 with 2 notches on S
 and 5 notches on E
 edges. Dig pits 18×18
 $\times 12$ ins in each Dec
 $5\frac{1}{2}$ ft. dia., and raised
 a mound of earth.

S. 10 N. R 29 E. S. 4 & S. R. M.

Chains

2 ft high $4\frac{1}{2}$ ft. base
along side.

Loam & rolling
soil 2nd rate

Vegetation Bunchgrass

East on a road on line
bet. Secs - 20 & 29

to $13^{\circ} 48' E$.

Ascend gradually,

40.00

hit a temporary $\frac{1}{4}$ Sec
Cor.

64.00

Top of ridge bet N + S &
descend abruptly.

80.00

Intersect N + S line 62 lbs
S of Cor to Secs 20-21-28 & 29
from which Cor runs
S 89° 34' W on a true line

BOOK 73

50 N. R 29 E. S + S. R. M.

Chamús.

bet. Secs. 20 + 29.
Tn 13° 48' E,

40,15

hit a lava stone 18 x 14 x 7
ins 10 ins in the ground
for 1/4 Sec Cor. marked 1/4 S
on N face, Dug pits 18 x 18
x 12 ins E + W of stone
5 1/2 ft. dia. and raised a
mound of earth 1 1/2 ft.
high 3 1/2 ft. base alongside

40,30

Set Cor to Secs. 19-20-29+30
to and rolling
Soil 32 rated
Rocky

West on a random line
bet. Secs 19 + 30
Tn 13° 48' E

S. 10 N. R 29 E. 15 + S. R. W.

Chairs

Proceed gradually.

40.00

Set a temporary 1/4 Sec Cor.

40.23

Intersect W. boundary of Sp - 14 lbs N of Cor to Sec - 19 - 24 - 25 + 30 which is a volcanic stone 30 x 20 ins set firmly in the ground marked with 2 notches on S + 4 notches on N edges + with a mound of stone on N. side



from which Cor - Iron N 49° 54' E on a true line bet. Secs 19 + 30

to 100° 48' E,

40.23

Set a lava stone 14 x 8 x 8 ins 10 ins in the ground

S. 10 N. R 29 E. S + S. R. W.

Chains.

for $\frac{1}{4}$ sec cor. marked $\frac{1}{4}$
 S on N face, Dry pit
 18 x 18 x 12 ins E + W of
 stone $5\frac{1}{2}$ ft. dist &
 raised a mound of
 earth $1\frac{1}{2}$ ft. high
 $3\frac{1}{2}$ ft. base along side
 S cor to Secs - 19-20 of 29 + 30
 Sand rolling
 soil 2nd ratf
 vegetation, Bunchgrass

80.23

North bet. Secs 19 + 20
 $\text{N } 130^{\circ} 48' \text{ E}$

35.00

across gradually -
 Foot of Hill bet E + W -
 across abruptly.

40.00

Set a volcanic stone

BOOK 73

S. 107. R 29 E. S 4 S. R. M.

Chains -

- 16 x 10 x 10 ins - 10 ins in the ground for $\frac{1}{4}$ Sec Cor. marked $\frac{1}{4}$ S on W face, and raised a mound of stone alongside. Pits impracticable
- 62.00 Top of ridge bis E + W + descend -
- 80.00 Set a lava stone 12 x 12 x 8 ins 8 ins in the ground for Cor to Secs 17-18-19-20 - marked with 3 notches on S + 5 notches on E edges - Dig pits 18 x 18 x 12 ins in which Sec $5\frac{1}{2}$ ft. drill and raised a mound of earth 2 ft. high $4\frac{1}{2}$ ft. base alongside

St. O. R. 29 E. G. S. R. M.

Chains

Band rolling + mountains
soil & rate,
vegetation, Bench press

East on a random
line bet. Secs 17 + 20
Ta $13^{\circ} 48' E$

Descend.

40.00 Set a temporary $\frac{1}{4}$ Sec Cor.

80.15 Intersect N + S line 34 lbs

S of Cor to Secs - 16-17-20 + 21

from which Cor I run

$S 89^{\circ} 45' W$ on a true line

bet. Secs 17 + 20

Ta $13^{\circ} 48' E$

40.07 Set a lava stone $14 \times 10 \times$
4 ins 8 ins in the ground
for $\frac{1}{4}$ Sec Cor, marked

S. 10 N. R. 29 E. S. 8 & S. R. 20.

Chains

1/4 on N face and dug
pits 18 + 18 + 12 ins E & W
of stone 5 1/2 ft. dist &
raised a mound of earth
1 1/2 ft. high 3 1/2 ft. base
alongside

8 015

The cor to Secs. 17-18-19-20

Round rolling

Soil 2nd rate

Vegetation, Bushy grass.

West on a random line
bet. Secs. 18 & 19.

to 130 48' E.

Secs. gradually -

40.00

Set a temporary 1/4 Sec. Cor.

80.18


Intersect W. boundary
of S p. 24 lbs N of Cor

BOOK 73

S. O. K. Reg. E. S. + S. R. M.

Chains-

to Secs. 13-18-19 + 24 -
 which is a sandstone 10
 x 8 ms set firmly in the
 ground marked with 3
 notches on N + S edges -
 + with a mound of stone
 along side



from which Cor D runs
 N 89° 50' E on a true line
 bet. Secs. 18 + 19
 to 13° 48' E

40.18

Set a lava stone 14 x 10 x 9
 ms 10 ms in the ground
 for 1/4 Sec Cor. marked
 1/4 S on N face. Dug

T. O. N. R 29 E. S. & S. V. W.

chains

pits 18 x 18 x 12 ins E
+ W of stone 5 1/2 ft.
slab. and raised a mound
of earth 1 1/2 ft. high 3 1/2
ft. base along side

80.15

Site Cor to bed 17-18-19 + 20

Sound rolling

Soil 2nd rate

Vegetation Bunchgrass

North bed. Dec 17 + 18
to 130° 45' E.

Decend-

40.00

Set a lava stone 10 x 10 x
10 ins 6 ins in the ground
for 1/4" dia Cor - marked
1/4" S on W face, Dig
pits 18 x 18 x 12 ins -

S. 107. R 29 E. 15 + S. R. M

Chernis

U + S of stone $5\frac{1}{2}$ ft.
 dist and raised a
 mound of earth $1\frac{1}{2}$ ft.
 high $4\frac{1}{2}$ ft. base
 along side

80,00

Set 2 lava stone $14 \times$
 10×7 ins 10 ins in the
 ground for Cor to Sec
 7-8-17+18. marked
 with 4 notches on S
 + 5 notches on E edges.
 Dug pits $15 \times 15 \times 12$
 ins in each Sec $5\frac{1}{2}$
 ft. dist. and raised a
 mound of earth 2
 ft. high $4\frac{1}{2}$ ft. base
 along side

Boards rolling

Soil 2nd rate

S. 0 N. R. 29 E. S. 5 + S. R. M.

Chains -

Vegetation Bunchgrass

East on a random line
bet. Secs 8 + 17

Sta 13048'E

1.50

Top of mesa bet N + S.

40.00

Set temporary $\frac{1}{4}$ Sec Cor,

79.86

Intersect N + S line 28
W side of Cor to Secs 8 - 9
16 + 17 from which Cor Run
S 89 48 W on a true line
bet. Secs - 8 + 17

Sta 13048'E

39.93

Set a lone stone 13 + 9
+ 7 ins 10 ins in the
ground for $\frac{1}{4}$ Sec Cor,
marked $\frac{1}{4}$ S on N face,
Dug pits 18 + 18 + 12 ins

S. 10 N. R 29 E. S + S. R. M.

Chambers

E + W of same $5\frac{1}{2}$ ft.
dist and raised a
mound of earth $1\frac{1}{2}$
ft. high $3\frac{1}{2}$ ft. base
along side -

77.86

See Cor to Secs-7-8-17+18

Land rolling
soil 2nd rate

Vegetation, Bushy grass.
Aug 16. 1892.

Went on a random
line bet. Secs-7 + 18.
to 13° 48' E.

40.00

Set a temporary $\frac{1}{4}$ Sec Cor -

80.14

Intersect to boundary
of Sp-10 lbs N of Cor -
to Secs-7-12-13+18 -
which is a

T. 10 N. R. 29 E. 15 x 15, R. M.

Chains -

laid stone 10 x 10 ins set firmly
in the ground marked with
2 notches on N + 4 notches
on S edges + pits + mounds
of earth in each sec.
5 1/2 ft. dist.



from which Cor. Iron
N 89° 56' E on a true line
bet. Secs - 7 + 18
to 13° 48' E.

40.14

Set a lava stone 15 x
14 x 10 ins 8 ins in the
ground for 1/4 sec Cor. 1
marked 1/4 S on N face
Dig pits 15 x 15 + 12 ins
E + W of stone 5 1/2 ft.
dist. and raised a

S. 10 N. R 29 E. S + S. R. M.

Chairs

80.14 of earth
 mound, $1\frac{1}{2}$ ft. high $3\frac{1}{2}$
 ft. base along side -
 The Cor to Secs 7-8-17+18
 Sand rolling
 Soil 2nd rate
 vegetation, Bunchgrass

North bet. Secs 7+8
 to 13048'E.

40.00 Descend gradually,
 set a back stone $8 \times 9 \times$
 6 ins - 8 ins in the ground
 for $\frac{1}{4}$ Sec Cor. marked
 $\frac{1}{4}$ S on W face, and
 raised a mound of stone
 alongside. Pits impracticable

70.00 Edge of bluff has -
 base E + W + descend.

S. O. N. R 29 E. G. S. R. M.

Chairs

80.00 Set a lava stone $14 \times 10 \times 7$ ins 10 ins in the ground for Cor to Secs - 5 - 6 - 7 - 8 marked with 5 notches on S + 5 notches on E edges - and raised a mound of stone alongside -
 Pits impracticable
 Land rolling
 Soil 2nd rate
 Vegetation, Bushy grass -

East on a random line bet. Secs 5 + 8,

to $130^{\circ} 48' E$

33.10 Cross Coyote creek course N. W. - 50 ft. wide -
 descend gradually -

T. O. N. R 29 E. 5 + S. R. M

Chassis

- 40.00 Set a temporary $\frac{1}{4}$ Sec Cor-
- 80.06 Intersect N + S line 10 lbs
 N of Cor to Secs - 4-5-8+9
 from which Cor - Drive
 N 89° 50' W on a true line
 but. Secs - 5 + 8 -
 on 13° 48' E.
- 40.03 Set a lava stone 13 x 12 x 9
 ins 8 ins in the ground
 for $\frac{1}{4}$ Sec Cor. marked
 $\frac{1}{4}$ S on N-face. Dug
 pits 18 x 18 x 12 ins E of N
 of stone $5\frac{1}{2}$ ft. dia and
 raised a mound of earth
 $1\frac{1}{2}$ ft. high $3\frac{1}{2}$ ft. base -
 alongside
- 80.06 Set Cor. to Secs - 5-6-7+8 -
 Round rolling
 soil 2nd rate.

S. C. M. Reg. E. G. + S. R. M.

Chains

Vegetation, Bunchgrass


West on a random line
bet. Secs - 6 + 7.

to $13^{\circ} 48' E$.

40.00 Set a temporary $1/4$ Sec Cor.

80.12 Intersect W. boundary
of Sp. - 15-lks N of line to
Secs - 1-6-7+12. which

is a monument 12×6 ins set
firmly in the ground marked
with 1 notch on N + 5 notches
on S edges + with a mound
of stone alongside.



BOOK 73

S. 10 N. R. 29 E. S. 5 & S. R. W.

chains.

from which Cor. I run
 N $89^{\circ} 54' E$ on a true line
 bet. Secs - 6 + 7.

to $130^{\circ} 48' E$.

40.12 Set a lava stone, $14 \times 12 \times$

9 ins 10 ins in the ground
 for $\frac{1}{4}$ Sec Cor. marked $\frac{1}{4}$
 S on N face, Dug pits
 $18 \times 18 \times 12$ ins E + W of
 stone $5\frac{1}{2}$ ft. dist.
 and raised a mound of
 earth $1\frac{1}{2}$ ft. high $3\frac{1}{2}$ ft.
 base along side.

40.12 The Cor. to Secs. 5-6-7+8.

Band rolling

Soil 2nd rate

Vegetation Bunchgrass

S. 10 N. R 29 E. 5 + S. R. M.

Chains -

YOUTH on a random line bet,
Secs 5 + 6 -

to 13048' E.

Records -

36.10 Cross Bayate Creek 20 lbs
wide corner N 86° W -

40.00 Set a temporary $\frac{1}{4}$ sec
cor.

7948 Subsequent N. boundary of
Sp - 48 lbs W of cor to
Secs 5 - 6 - 31 + 32 which
is a part 4 mi sq. marked
& notched properly - set
firmly in the ground in a
mound of earth & with
pits in each Sec 5 $\frac{1}{2}$
ft. dia.

98.

BOOK 73

S. 10 N. R 29 E. S. & S R. M.

Chairs

from which Cor D runs
S - 40° W - a true line
bet. Secs 5 + 6.

to 130 48' E.

39.48

Set a lava stone 13 x 10
x 6 ins 7 ins in the ground
for 1/4 Sec Cor. marked
1/4 S on W face. Dug
pits 18 x 18 x 12 ins N + S
of stone 5 1/2 ft. dist +
raised a mound of earth
1 1/2 ft. high 3 1/2 ft. base
along side.

79.48

The Cor to Secs - 5-6-7+8.

Land rolling

Soil 2nd rate

Vegetation Bunchgrass -

I carefully examined

S. O. N. R. 29 E. S. S. R. M.

Chains

the adjustments of my
Solar Compass to-day
particularly the latitude
and reversing apparatus
and found them correct.

Aug 17th 1882

BOOK 73

General Description

The land in this township
is rolling.

Soil 2^d + 3^d rate,

Undergrowth of bunch-
grass.

Merens B. Pedalla
has a house, outbuildings
and about 20 acres under
cultivation. in Sec.
21 - valued at \$6000

U. S. Surveyor General's Office,
Tucson, Arizona, January 12, 1883.

The foregoing Field Notes of the survey of

Subdivision Lines
of Township 10 North
Range 29 East,

of the Gila and Salt River Base and Meridian, Arizona,
executed by A. P. Johnson,
D. S., under his contract of the 8 day of
June, 1882, having been critically ex-
amined and the necessary corrections and explanations
made, the said Field Notes and the surveys they de-
scribe, are hereby approved.

J. W. Robbins
Surveyor General.