

No-80

2 12

P. 1

# Field Notes

OF THE SURVEY OF THE

*SUBDIVISION LINES*

- OF -

Township 10 N. Range 26 E.

*Gila and Salt River Base and Meridian*

**ARIZONA.**

By A. P. Johnson D. S.

under contract dated June 8 1882

Survey commenced Oct. 2<sup>nd</sup> 1882

Survey completed Oct. 7<sup>th</sup> 1882

80

No-80

No-80

Field Notes  
of the  
Subdivision

of  
T. 10 N., R. 26 E., S. 8 & 9. R. M.

1A

## BOOK 80

## INDEX DIAGRAM.

Township 10 North

Range 26 East.

6	97.	5	68.	4	52.	3	35.	2	18.	1
95		94		67.		50		34		16.
7	92.	8	66	9	49.	10	32.	11	15	12
90		89.		64.		48.		31		13
18	87	17	63.	16	46.	15	29.	14	12.	13
85		84.		62.		45		28.		10.
19	82.	20	60.	21	43.	22	26	23	9.	24
80.		78		59		42.		25.		7.
30	77.	29	57.	28	41.	27	23.	26	6	25
75		73.		56		39.		22		4.
31	71.	32	54	33	38	34	20.	35	1	36

Gila and Salt River, Arizona.

S. N. R 26 E. S. & L. R. M.

blains-

Survey commenced  
 Oct. 2 ~~1882~~ 1882  
 Survey made with  
 Burt's Patent improved  
 Solar Compass, nearly  
 new & in first rate order  
 made by Otto Sessel  
 of Cassel Germany in  
 1881. Before proceeding  
 to subdivide this Sp. I  
 made a change of 5  
 minutes in the latitude  
 arc of my Solar Compass  
 by adding the same to  
 the reading previously  
 given and at noon  
 verified & corrected  
 the same by observations  
 on the sun. I also

S. 10 - R. 26 E. 8 & 1. R. M.

blains

further listed instrument  
by reversing.

From the bar to S. 10  
on S. By of Sp. 1-2-3 5-4-5 6, which is a  
basalt stone 18 x 13 x 9 ins  
set firmly in the ground -  
marked with 1 notch on  
E + 5 notches on the edges -  
+ a mound of stones  
along side.



Then I run North to bar S. 10 & 5 6

as per observation with Solar Compass,  
D. ascend gradually

40.00

to a basalt stone  
20 x 10 x 6 ins 10 ins

St. R 2.6-E. G. & S. R. U.

chains.

in the ground for  $\frac{1}{4}$  sec  
 Cor. marked  $\frac{1}{4}$  S on W  
 face and raised a mound  
 of stone along side Pit  
 impracticable.

50.90 Cross road hrs N, E.

62.00 Cross wash 10 lbs wide  
 Course E - second.

80.00 Set a basalt stone  $19 \times 13$   
 $\times 11$  ins  $16$  ins in the ground  
 for Cor to hrs 25, 26, 34 & 35  
 marked, with 1 notch on S

& 1 notch on E edge, so - &  
 raised a mound of stone  
 along side, Pit impracticable

Land rolling -

Soil 2<sup>nd</sup> rate

Vegetation, Bunchgrass -

T. O. N. R 26. E. D + S. R M.

Chains

East on a random  
line bet. Secs 25 + 36

to  $170^{\circ} 11' E$


Described

31.31 Cross road bet Sec N -

40.00 Set a temporary  $\frac{1}{4}$  Sec Cor

8060 Subject E boundary  
of Tp 13 ths N of bar to  
Secs - 25 - 30 - 31 + 36 which

is a brace stone  $10 \times 6$  ins  
set firmly in the ground  
marked with 1 notch on  
S + S notches on N edges -  
+ pits + mounds in  
each Sec.  $5\frac{1}{2}$  ft.  
diam.



T. O. N. R 262, G. & S. R. M

blains

from which Cor - I run -  
 W 89° 30' W on a true line  
 bet. Secs - 25 + 36

to 140 11' E.

40.30

hit a basalt stone 18 x 12 x 6

ins 14 ins in the ground  
 for 1/4" dia Cor. marked 1/4.

In N face, dug pits 18 x 18  
 x 12 ins E + W of stone 5 1/2  
 ft. dia. and raised a

mound of earth 1 1/2 ft.  
 high 3 1/2 ft. base alongside

10.60

Old Cor to Secs 25-26-35+36

Round rolling

Soil 2<sup>nd</sup> rate.

vegetation Bunchgrass



P.O. Cr. R. 26 E. S. S. R. W.

Chains

YOUTH on a true line  
bet. Decs 25 + 26  
to a 140 11' E.

ascend gradually -

1200 Top of spur bet E + W + decs

40.00 hit a basalt stone 19 x 7 x 6

is 15' in the ground  
for 1/4 sec cor - marked  
1/4' on W face, and  
raised a mound of  
stone along side, P.D.'s  
infracticable,

80.00 hit a basalt stone

15 x 6 x 5 and 14' in the  
ground for cor to Decs  
23 - 24 - 25 + 26 marked  
with 2 notches on S  
+ 1 notch on E edges.

S. O. N. R 26 E. S + S. R M.

Chains

and raised a mound of  
stone alongside Pile  
impracticable

Band rolling

Soil 2<sup>nd</sup> rate

Vegetation, Bunchgrass

East on a random line  
bet. Secs 24 + 25,

to 12018' E.

Over rolling land -

40.00

55.00

80.50

Set a temporary  $\frac{1}{4}$  Sec Cor,  
cross Road <sup>bound N. E. S. W.</sup>

Intersect E boundary of

Sp 2, 1/4 Sec N of bar to S of

19-24-25+30 which is a

volcanic stone 80x10 in's set

firmly in ground with 4 notches on N

+ 2 <sup>notches</sup> on S edges + pits + mounds 5 1/2 ft. dist -

St. N. R. 26 E. S. 8. R. 14.

Chains,

from which Cor 5 runs  
 N 89° 51' W and true  
 line bet. Secs 24 + 25 -  
 to 12015' E

40.15-

Set a basalt stone  
 21 x 10 x 7 ins 16 ins in  
 the ground for 1/4 Sec  
 Cor marked 1/4" on the  
 face - and raised a  
 mound of stone alongside  
 Pits impracticable

40.30

Blue Cor to Secs 25-24-25+26

Sand rolling  
 Soil 2 nd rate  
 Vegetation Bushy grass

---

T. 10 N. R. 26 E. S. 1 & 2, R. 7 W.

Chassis -

North bet. Secs 23 & 24.

ba 12018' E.

Over rolling land -

40,000 Set a basalt stone 18x19x7  
 ins 14 ins in the ground for  
 1/4 Sec Cor marked 1/4  
 We face & raised a mound  
 of stone alongside, Pits  
 - impracticable -

80,000 Set a basalt stone 20x9x6  
 ins 15 ins in the ground  
 for Cor to Secs 13-14-23 & 24  
 marked with 1 notch on E  
 + 3 notches on S edges -  
 and raised a mound of  
 stone alongside Pits  
 impracticable

Band rolling  
 Soil 2 rate

15.0 N. R 26 E, S. S. R M.

chains

Vegetation Bunchgrass

East on a random line  
bet. Secs 15 & 24

to 15° 15' E,

Ascend gradually.

40.00

Set a temporary  $\frac{1}{4}$  Sec  
Cor.

80.30

Intersect E boundary  
of Sp- 26 lks N of Cor to  
Secs 15-18-19 & 24 - which  
is a volcanic stone 10 x  
10 ins set firmly in the  
ground, marked with  
stakes on N & S edges  
& a mound of stone  
on South side -

S. O. R. 26 E. G. & S. R. W.

Chains

from which Cor Drum -  
 the 894976 on a true line  
 bet. Secs - 13 & 24

ba 13° 15' E

40, 15 - hit a basalt stone  
 19 x 9 x 7 ins 14 ins in the  
 ground for 1/4 Sec Cor marked  
 1/4 on the face, and  
 raised a mound of stone  
 alongside, pits unpracticable

80, 30 The Cor to Secs 13-14-23 & 24

to and rolling

soil 2 ≈ rate

veg station bunchgrass

N. 10 N. R 26 E. S 7 S. R. M.

blains.

North bl. Secs 13 & 14

to a 130° 10' E.

Descend gradually

23,10 Cross mark 6 lbs wide  
Course N. E. & ascend.

40,00 Set a basalt stone 20 x 8 x  
4 ins 15 ins in the ground

for 1/4 sec cor - marked  
1/4 on the face & raised  
a mound of stone along  
side pits impracticable

80,00 Set a basalt stone 19 x 10  
x 5 ins 15 ins in the

ground for cor to Secs  
11-12-13 & 14 marked with

1 molete on E & 4 moletes  
on S edges & raised  
a mound of stone

T. 10 N. R. 26 E. S. 4 + 5. R. 7 M.

Chain

along side. Pits impracticable  
 Band rolling  
 Soil 2<sup>nd</sup> rate  
 Vegetation, Bushy grass

East on a random line bet.  
 Secs - 12 + 13

To 150 25-12,

Descend -

40.00 Hit a temporary 1/4 Sec Cor

44.15 Cross wash 30 lbs wide

Course N + ascend -

80.60 Intersect E boundary  
 of Sp 22 lbs N of Cor lot  
 Secs - 7 - 12 - 13 + 18 which  
 is a volcanic stone

14 x 10 mis set firmly in



T. 10 N. R. 26 E., S + S. R. W.

Chains

the ground with 4 nolets  
on S + 2 notches on the edges  
+ pits + mounds in each  
Sec -  $5\frac{1}{2}$  ft. dia.

from which Cor I run  
N  $89^{\circ} 50'$  W on a true  
line bet. Secs - 12 + 13  
to  $18^{\circ} 28' E$

40,30 Set a basalt stone  $18 \times 7$   
 $\times 6$  ins  $14$  ins in the  
ground for  $\frac{1}{4}$  Sec Cor  
marked  $\frac{1}{4}$  on the  
face and raised a  
mound of stone  
along side

80,60 The Cor to Secs 11-12-  
13 + 14

S. 10 N. R. 7 E. S. 5 + S. R. M.

Chains -

Band rolling  
Soil 2<sup>nd</sup> rate  
Vegetation Bunchgrass

---

North bet. Secs 11 + 12

to 150 25' E -

Over rolling ground -

40,000

Hit a basalt stone 18 x  
11 x 7 ins 15 ins in the  
ground for  $\frac{1}{4}$ " Sec Cor,  
marked  $\frac{1}{4}$ " on W face  
& raised a mound of  
stone along side, pits  
unpracticable

80,000

Hit a basalt stone  
20 x 12 x 3 ins 15 ins in  
the ground for Cor to  
Sec 1-2 - 11 + 12 marked

S. 10 N. R. 26 E. S. 1 S. R. 7 W.

chains

with 1 notch on E  
 + 5 notches on S  
 edges - Dug pits  
 18 x 18 x 12 ins in each  
 Sec 5 1/2 ft. disk and  
 raised a mound of  
 earth 2 ft. high 4 1/2  
 ft. base along side.

Band rolling

Soil 2<sup>nd</sup> rate

Vegetation Bunchgrass

East on a sand bar line  
 bet. Secs 1 + 12

to 140 28' E.

Over rolling land.

40.00

Set a temporary 1/4

T. 10 N. R. 26 E. S. 8 + S. R. M.

Observations

See Cor.

80,44

Intersect E boundary  
of Sp - 15 lbs N of Col  
to Secs 1-67 + 12 which is a  
volcanic stone 10 x 10 ins -  
set firmly in the ground  
with 1 notch on N + 5 notches  
on S edges + pits + mounds  
in each Sec 5 1/2 ft.  
diam.

from which Cor. D runs  
N 89° 52' W on a true line  
bet. Secs - 1 + 12

to 11028' E.

40,22

Set a basalt stone  
19 x 10 x 9 ins 15 ins in  
the ground for 1/4

St. John R. 26 E. G. S. R. M.

blains

80.44 Sec. Cor. marked  $\frac{1}{4}$   
 on N face, and -  
 raised a mound of  
 stone alongside  
 pits unpracticable  
 The Cor to Secs 1-2-11 & 12 -  
 Round rolling  
 Soil 2<sup>nd</sup> rate  
 Vegetation Bunchgrass  
 Oct. 2<sup>nd</sup> 1882

\*

North on a random  
 line bet. Secs 1 & 2 -  
 to 14048' E,  
 40.00 On rolling ground -  
 hit a temporary  $\frac{1}{4}$  Sec  
 Cor -  
 7933 Intersect N boundary

T<sub>10</sub> N. R 26 E. S + S. R. M.

Chains

of Sp 50 lbs W of Cor to  
 lies - 1 - 2 - 3 5 + 26 which is a  
 volcanic stone 10 x 10 ins set firmly  
 in the ground, marked  
 with 4 notches on W &  
 1 notch on E edges &  
 a mound of slates on  
 W. side

from which Cor Drun  
 is 22' W on a true line  
 bet. lies 1 & 2 -

to 140 48' E.

59.53

Set a basalt stone 15 x  
 10 x 6 ins 14 ins in the  
 ground for 1/4 Sec Cor  
 marked 1/4 on N  
 face and raised

T. O. N. R 26 E. S + S. R. W.

Chains -

a mound of stone  
along side

79.33 The Cor to Secs 1-2-11+12-  
band rolling, rocky.  
Soil 2<sup>nd</sup> H 3 @ rate  
vegetation Bunchgrass

North bet. Secs. 34+35 from Cor  
to Secs 2-3-34+35 which is a basalt stone 18x12 ins  
set firmly in the ground, properly notched + mound  
of stone along side

to 11°50' E

5.30 a spread -  
cross wash 30 lbs wide  
Course N 34° E + spread -

10.27 Cross road bet N 40° E,  
40.00 bet a basalt stone 20x11  
+ 7 ins 16 ins in the  
ground for 1/4 Sec Cor  
marked 1/4 on W

Plot, R 26 E. G + S. R. M.

Chains

face, and raised a mound  
of stone alongside -

Pits impracticable -

64,16 Top of ridge bro N 57° E  
descend

80,00 Set a basalt stone 20  
x 10 x 7 ins 16 ins in the  
ground for bar to bes -  
26-27-34+35 marked  
with 1 notch on S &

2 notches on E edges -  
and raised a mound of  
stone alongside, Pits  
impracticable -

Land rolling  
soil 2nd night

Vegetation Bunchgrass



S. o. N. R 26 E. B. l. R M.

Chinle

East on a random  
line bet. Secs 24 + 25

ba  $11^{\circ}50' E$

Descend -

40,00 Hit a temporary  $\frac{1}{4}$   
Sec cor.

43,60 Cross wash, hrs  $\frac{3}{4}$ , +  
ascend -

80,44 Intersect N + S line 25  
lks N of cor to Secs  
25-26-35 + 36 from  
which cor I draw  
N  $89^{\circ}48' W$  on a true  
line bet. Secs 24 + 25 -  
ba  $11^{\circ}50' E$

40,22 Hit a basalt stone  
19 x 13 x 4 ins - 14 ins  
in the ground for

T. 10 N. R. 24 E. S. 1 + 8. R. M.

Chairs

40,44

$\frac{1}{4}$  Sec Cor - marked  $\frac{1}{4}$   
 on N face & raised  
 a mound of stone  
 along side Pits impracticable  
 Sec Cor to Secs - 26-27-

34 + 35

Board rolling  
 Soil 2 no rat

Vegetation Bunchgrass

North bet. Secs 26 + 27  
 to  $110^{\circ} 50'$  E.

40,00

Descend gradually -  
 Set a basalt stone  
 $22 \times 18 \times 6$  ins 17 ins in  
 the ground for  $\frac{1}{4}$  Sec  
 Cor marked  $\frac{1}{4}$  on  
 W face & raised

T. 10 N. R. 26 E. S. 8 S. R. 11 W.

Chains

- 43,60 a mound of stone  
along side of pits impracticable  
Cross track 20 lbs wide  
Course N 72° E + ascend
- 58,18 Top of spur hrs - N 41° E  
+ descend -
- 80,00 Set a basalt stone  
16 x 12 x 6 ins 12 ins in  
the ground for Cor to  
beis 22-23-26+27.  
marked with 2 notches  
on E + 2 notches on S  
edges - and raised  
a mound of stone  
along side of pits  
impracticable  
sand rolling  
soil 2nd rate  
vegetation Bunchgrass

S. 10 N. R 26 E. S + S. R M.

Observations -

East on a random line  
bet. bees - 23 + 24  
ba 12° 30' E.  
ascend.

15.00 Top of spur bet N 340 E  
+ descend,

34.14 Cross wash 25-lbs wide  
Corner N 10 E, ascend

40.00 hit a temporary 1/4 bee  
Cor.

50.21 Intersect - N + S line  
2. lbs N of Cor to bees  
23 - 24 - 25 + 26 from which  
Cor I run

N 89° 49' W on a true  
line bet, bees 23 + 26 -  
ba 12° 30' E

40.10 hit a basalt stone  
15 x 8 x 6 ins 9 ins in

S. 10 N. R. 26 E. G. & S. R. M.

Chains

the ground for  $\frac{1}{4}$  sec  
 Cor marked  $\frac{1}{4}$  on  
 N face. Dig pits  
 18 x 18 x 12 ins E & W of  
 stone  $5\frac{1}{2}$  ft. dist. &  
 raised a mound of  
 earth  $1\frac{1}{2}$  ft. high  
 $3\frac{1}{2}$  ft. base along side  
 8021 The Cor to Sec 22-25-26  
 & 27.

Sand rolling

Soil 2<sup>nd</sup> rate

Vegetation Bunchgrass

North bet. Secs 22 & 23

ba  $12^{\circ} 30' E$

Desert -

Stn. R 26 E. S + S. R W.

Chassis

- 27.15 Cross gulch 35-lbs to Course  
N 80 E + ascend.
- 40.00 Set a basalt stone 20 x 8 x 4  
ins 14 ins in the ground  
for  $\frac{1}{4}$  Sec Cor marked  $\frac{1}{4}$   
on W face, & raised  
a mound of stone  
along side, Pit impracticable  
from which a Juniper  
Pole is driven hrs N 45° W -  
1.67 lbs disk, marked  $\frac{1}{4}$  B.S.
- 49.60 Top of spur hrs E + descend
- 40.00 Set a basalt stone 23 x 14 x 3  
ins 18 ins in the ground  
for Cor to Secs - 14-15-22-23 -  
marked with 3 notches  
on S + 2 notches on E  
edges & raised a

S. 10 N. R 26 E. S + S. R. M.

Chains

mound of stone alongside  
 Pits impracticable -  
 Band hilly + rocky -  
 Soil 2  $\frac{1}{2}$  to 3' rate -  
 Timber juniper -

---

East on a random  
 line bet. Secs - 14 + 23 -  
 to  $11^{\circ} 13' E$ ,

Descend gradually -  
 40.00 Hit a temporary  $\frac{1}{4}$  Sec Cor -  
 46.25 Cross-walk 40 lbs wide  
 Course N + ascend,  
 80.37 Entered N + S line  
 50 lbs N of Cor to Secs -  
 13-14-23 + 24 - from which  
 Cor S run -  
 N  $89^{\circ} 38'$  W on a true

T. O. N. R 26 E. G. S. R. M.

Chains

line bet. Secs - 14 + 23  
ba 11° 13' E

40,18 Set a basalt stone 20 x 9  
x 3 ins 16 ins in the ground  
for 1/4 Sec Cor marked  
1/4 on N face and raised  
a mound of stone alongside

40,37 The Cor to Secs 14-15-22+23,  
Rolling hills  
Soil 2<sup>nd</sup> rate  
Vegetation Bunchgrass

North bet. Secs 14 + 15 -  
ba 11° 13' E,

14,25- Descend over rolling hills  
Cross wash 25 lbs wide  
Course N 68° E + ascend



T. 10 N. R. 26 E. S. 4 S. R. 11 W.

Chairs-

- 31.16 Top of spur has E + W descend -  
 40.00 Set a basalt stone 22 x 4  
 x 3 ins 18 ins in the  
 ground for  $\frac{1}{4}$  Sec Cor -  
 marked  $\frac{1}{4}$  on W face  
 and raised a mound  
 of stone along side -
- 47.26 Cross gulch 22 fms wide  
 course N - E + ascend -
- 80.00 Set a basalt stone 20 x 13 x 4  
 ins 16 ins in the ground  
 for Cor to Secs - 10-11-14 + 15 -  
 marked with 4 notches  
 on S + 2 notches on E  
 edges - and raised a  
 mound of stone along side  
 Pits impracticable  
 hand walking  
 Soil 2  $\frac{1}{2}$  +  $\frac{3}{4}$  rate

S. 10 N. R. 2.6 E. S. 1 + 2. R. 11.

Chains

Vegetation Bunchgrass

East on a random line  
bet. Secs 11 + 14 -

ba 13° 12' E.

Descend gradually

40.00 hit a temporary  $\frac{1}{4}$  Sec Cor.

80.30 Intersect N + S line 18 lbs

N of Cor to Secs - 11-12-13 + 14 -

from which Cor Down -

th 89° 52' W on a true line

bet Secs - 11 + 14.

ba 13° 12' E.

40.15 hit a basalt stone

20 x 9 x 5 in, 16 ins in the

ground for  $\frac{1}{4}$  Sec Cor.

marked  $\frac{1}{4}$  on N face

S. 07, R 26 E, S + S, R. M.

## Chains

and raised a mound of  
stone along side - Pit  
infracturable

80.00 S. E. Cor to Secs - 10-11-14+15

Band rolling  
soil 2<sup>nd</sup> rate

Vegetation, Bunchgrass  
\_\_\_\_\_

North bet. Secs - 10 + 11 -

to 15° 12' E,

Ascend gradually.

21.12 Top of spur bet E. Secs

40.00 Set a basalt stone 22 x 13  
+ 5 ins 17 ins in the ground  
for 1/4 Sec Cor marked 1/4  
on the face, Dug pits  
18 x 18 x 12 ins out S of

T. C. N. R 26 E. 4rd. R. W.

chains -

stone  $5\frac{1}{2}$  ft. diam. and raised  
 a mound of earth  $1\frac{1}{2}$  ft.  
 high  $3\frac{1}{2}$  ft. base alongside  
 80,000 Set a basalt stone  $16 \times 10 \times 8$   
 ins 12 ins in the ground  
 for Cor to Dec. 2-10-11-  
 marked with 5 notches  
 on S & 2 notches on E  
 edges - and raised a  
 mound of stone alongside  
 Pits impracticable.

Round rolling

Soil 2 rd rock

Vegetation, Bunchgrass.

I carefully examined the  
 adjustments of my Solar  
 Compass - to day, particularly  
 the latitude & reversing apparatus

S. 0 N. R 26 E. S 4 S. R. M.

Chains

and found them correct  
 @ ch. 3 - 1882,

---

East on a random line  
 bet. Secs - 2 + 11 -

ba 160 30' E

Proceed.

9.65 Cross walk 12 lbs wide  
 course W + proceed.

31.50 Top of ridge bet. U + S + proceed

40.00 Set a temporary  $\frac{1}{4}$  sec cor.

80.20 Intersect U + S line 15 lbs

N of cor to Secs - 1 - 2 - 11 + 12  
 from which cor I run  
 N 89° 5' 4" W on a true line  
 bet. Secs 2 + 11

ba 160 30' E

T. 10 N. R 26 E. S 9 S. R 11 E.

Chairs

40,10 Set a basalt stone  $20 \times 9 \times 4$  ins. 14 ins. in the ground for  $\frac{1}{4}$  sec cor - marked  $\frac{1}{4}$ .  
 On N face, Dug pits  $18 \times 18 \times 12$  ins E + W of stone  $5\frac{1}{2}$  ft. dist. and raised a mound of earth  $1\frac{1}{2}$  ft. high  $3\frac{1}{2}$  ft. base alongside

40,20 The cor to bees - 2-3-10+11  
 to and rolling -  
 soil 2<sup>nd</sup> set  
 vegetation Bunchgrass

North on a random line  
 bet. bees - 2 + 3,  
 to  $16^{\circ} 30' E$ ,  
 Descended gradually

T. & W. R. 26 E. B + S. R. W.

Chains

- 11,90 Cross wash 57 lbs wide  
Course N E + ascend -
- 40,00 Hit a temporary  $\frac{1}{4}$  Sec Cor,
- 61,60 Top of ridge hrs N 24° E +  
descend -
- 7325 Cross wash 35-lbs wide  
Course N 70° E. + ascend.
- 79,90 Intersect N boundary  
of Sp. 30 lbs E of cor to  
Secs - 2-3-34 + 35 which  
is a volcanic stone 12 x 10  
ins set firmly in the  
ground, marked with 4  
shalties on W + 2 notches  
on E edges + a mound  
of stone on W side



T. 10 N. R. 26 E. S. 5 + S. R. M.

Chains

from which Cor Iron  
S 28' E on a true line bet.  
Secs - 2 + 3.

ba 16° 30' E,

39.90

Set a basalt stone 15 x  
8 x 4 ins 12 ins in the ground  
for 1/4 sec Cor, marked  
1/4 on W face, Dug pits  
18 x 18 x 12 ins N + S of stone  
5 1/2 ft. dist, and raised a  
mound of earth 1/2 ft.  
high 3 1/2 ft. base alongside

79.90

the Cor to Secs - 2 - 3 - 10 + 11

to and rolling  
had 32 rats

Vegetation Bunchgrass



S. 10 N. R 26 E. T 1 S. R. M.

## Chains

From the cor to bees 3-4-  
33 + 34 which is a basalt  
stone 21 x 17 ins set firmly  
in the ground, marked  
with 3 notches on E + W  
edges + a mound of  
stone alongside



From north bet bees  
33 + 34

To 12° 25' E,

40.00 Set a basalt stone 18 x  
10 x 6 ins 14 ins in the  
ground for 1/4 sec cor,  
marked 1/4 on W face  
and raised a mound of

T. O. N. R. 26 E. S. 1. R. 11

Chains

80.00 ~~stone~~ along side -  
 Set a basalt stone 20 x 11  
 + 7 ins 15 ins in the ground  
 for Cor to Secs - 27-28 + 33 + 34  
 marked with 1 notch on  
 S + 3 notches on E edges  
 and raised a mound of  
 stone along side -  
 Sand rolling -  
 Soil 2<sup>nd</sup> ref  
 Vegetation Bunchgrass -

---

East on a random line  
 bet. Secs - 27 + 34.  
 bearing 140 17' E.

40.00 Sand rolling -  
 Set a temporary 1/4 sec

T. O. N. R 26 E. S. & S. R. W.

Chains.

Cor-

80.10 Intercept N + S lines  
+ 6 lbs N of Cor to Secs  
26 - 27 - 34 + 35 - from which  
Cor Draw

N  $\gamma$  9° 53' W on a true line  
bet. Secs 27 + 34 -  
then 140 17' E

40.05 Set a basalt stone 15 x  
9 x 5 - ins 14 ins in the  
ground for  $\frac{1}{4}$  Sec Cor -  
marked  $\frac{1}{4}$  on N face  
and raised a mound of  
stone along side -

80.10 The bar to Secs 27 - 28 - 33 - 34  
band rolling  
Soil 2<sup>nd</sup> rate  
Vegetation Bunchgrass

S. 10 N. R 26 E. S 4 + S. R M,

Chain

North line <sup>Sees</sup> 27 + 28.  
 on 140 17' E.

Descend

34.46 - Cross wash 10 lbs wide  
 course N E + ascend -

40.00 Set a basalt stone  
 22 x 9 x 7 ins 16 ins in the  
 ground for  $\frac{1}{4}$ " see Cor -  
 marked  $\frac{1}{4}$ " on W face  
 and raised a mound of  
 stones alongside -

80.00 Set a basalt stone 21 x 10  
 x 9 ins 16 ins in the ground  
 for Cor to see 21 - 22 - 27 + 28 -  
 marked with 2 notches  
 on W + 3 notches on E edges -  
 Dig pits 18 x 18 x 12 ins  
 N + W of stone 5  $\frac{1}{2}$  ft. dia.

S. 10. N. R 26 E. S 1. R. M.

## Chains

and raised a mound  
of earth 2 ft. high  $4\frac{1}{2}$   
ft. base along side

Band rolling

Soil 2<sup>nd</sup> rate

Vegetation Bushy grass

East on a random  
line bet. Secs 22 & 27.

to 15011' E.

Over rolling land -

40.00 Set a temporary  $\frac{1}{4}$  Sec Cor.

80.00 Intersect N + S line 18 lbs

N of Cor to Secs - 22 - 23 - 26 & 27

from which Cor I run -

N 89° 52' W. on a true

line bet. Secs 22 & 27 -

S. 10. 1 R 26 E. S. 1. R. W.

Chain -

Sta 15011' E

40.17

Set a basalt stone  
19 x 10 x 6 ins 15 ins in  
the ground for 1/4 sec cor  
marked 1/4 on N face  
and raised a mound of  
stone alongside -

80.33

~~Set a~~  
The Cor to bed - 21-22-27+28.

Band rolling

Soil 2<sup>nd</sup> ratf

Vegetation Bunchgrass

North bed. Sec 21 + 22

Sta 15011' E.

Ascend gradually.

40.00

Set a basalt stone 20 x 10 x  
4 ins 16 ins in the ground

T. O. N. R 26 E. S + S. R. M.

Chains.

for  $\frac{1}{4}$  Sec Cor. marked  $\frac{1}{2}$   
on W face, and raised  
a mound of stone alongside  
Pits impracticable

57.51 Top of peak 40 ft. high +  
descend,

80.00 Set a basalt stone 18 x  
10 x 7 ins 14 ins in the  
ground for Cor to Sec -  
16 - 16 - 21 + 22, marked  
with 3 notches on S +  
3 notches on E edges -  
and raised a mound  
of stone alongside Pits  
impracticable, from which  
a Pine 18 ins diam has S 30° E  
64 lbs dib, marked T. O. N. R  
26 E S 22.

a Pine 10 ins diam has -

S. 10 N. R 26 E. S + S. R. 700.

Chains-

N 59° W - 45 lbs dist. marked  
S. 10 N R 26 E. S 16.

Land rough + rocky  
Soil 2<sup>nd</sup> rate

Timber Pine + Cedar,  
Vegetation Bushy grass

East on a random line  
bet. Secs. 15 + 22

ba 140 21' E,

Descend -

40.00 hit a temporary 1/4 Sec Cor.

80.35 - Intersect N + S line 25 lbs

N of cor to Secs - 14 - 15 - 22 - 23 -  
from which Cor Down -

N 89° 49' W on a true line  
bet. Secs - 15 + 22.

ba 140 21' E



S. 10 N. R 26 E. G. T. S. R. M.

Chains

40,17 Set a basalt stone  $18 \times 10 \times 7$  ins  $1\frac{1}{4}$  ins in the ground for  $\frac{1}{4}$  Sec Cor. marked  $\frac{1}{4}$  on N face - and raised a mound of stones alongside, Pits impracticable.

40,35- The Cor to Secs - 15-16-21+22

Band rolling

Soil 2<sup>nd</sup> rate

Timber Pine + Cedar,

Vegetation, Bushgrass

North hbk. Secs 15-+16

to 14021' E.

Described.

40,00

Set a basalt stone  $19 \times 11 \times 7$  ins  $1\frac{1}{4}$  ins in the

S. 10 N. R 26 E. S + S. R. M.

Chains -

80.0'

ground for  $\frac{1}{4}$  Sec Cor. marked  
 $\frac{1}{4}$  on the face and raised  
 a mound of stone alongside  
 Pits impracticable

Set a basalt stone  $18 \times 7 \times$   
 $6$  ins  $14$  ins in the ground  
 for Cor to Secs - 9 - 10 - 15 + 16  
 marked with 4 nolets

on S + S nolets on  
 E edge - raised a  
 mound of stone alongside  
 Pits impracticable

Band rolling  
 Soil 2<sup>nd</sup> rate

Vegetation Bushy grass -  
 Oct. 4 - 1882

S. 10 N. R 26 E. G + S. R M.

Chains.

East on a random line  
bet. Secs 10 + 15

ba  $110^{\circ} 08' E$ ,

Ascend gradually,

40,00

Set a temporary  $\frac{1}{4}$  Sec Cor.

80,5-8

Intersect N + S line 33

lbs N of Cor to Secs -

10-11-14 + 15 - from which

Cor Draw -

N  $89^{\circ} 46' W$  on a true line  
bet. Secs. 10 + 15.

ba  $110^{\circ} 08' E$ ,

40,29

Set a basalt stone

$22 \times 6 \times 5$  ins 18 ins in

the ground for  $\frac{1}{4}$  Sec

Cor marked  $\frac{1}{4}$  on

N face and raised a

mound of stone along side

S. 10 N. R 26 E. S + S. R 1/4

Chains -

80.58 Pits impracticable -  
 The Cor to Sec. 9-10-15+16.  
 Road rolling  
 Soil 2<sup>nd</sup> rate  
 vegetation Bushy grass.

---

North bet. Secs 9 + 10 -  
 to 110° 08' E.

40.00 Road rolling -  
 Set a basalt stone 18x10  
 x 6 ins 14 ins in the ground  
 for 1/4 Sec Cor, marked  
 94 on W face, Dig pits  
 18x18x12 ins N + S of stone  
 5 1/2 ft. dist and raised  
 a mound of earth 1 1/2  
 ft. high 3 1/2 ft. base  
 clean sides

S. 10 N. R. 26 E. S. 1 S. R. 1 W.

Chairs

80.00

Set a basalt stone  $17 \times 7 \times 4$  ins 13 ins in the ground for box to bees -  
 3-4-9+10- marked with 5 notches on S + 3 notches on E edges -  
 and raised a mound of stone alongside  
 Pit impracticable -  
 Band rolling  
 Soil 2<sup>nd</sup> rate  
 Vegetation Bunchgrass

East on a road over  
 line bet. bees 3+10 -  
 to 12033'E.  
 Over rolling land -

St. N. R 26 E. S + S. R. M.

Chains -

40,00 Set a temporary  $\frac{1}{4}$  Sec Cor,

80,01 Intersect N + S line 22  
lks N of Cor to Secs  
2-3-10 & 11 - from which  
Cor drawn

N  $89^{\circ}50'$  W on a true line  
bet. Secs - 3 & 10,

ba  $12^{\circ}33' E$ .

40,21 Set a basalt stone  $23 \times 11 \times$

6 ins  $18$  ins in the ground

for  $\frac{1}{4}$  Sec Cor, marked

$\frac{1}{4}$  on N face & raised

a mound of stone alongside

80,41

~~Pl. in practice~~  
Sec. to Secs 3, 4, 9 & 10  
at S end rolling

Soil  $2 \rightarrow$  rather

Vegetation Bunchgrass

T. O. N. R 26 E. S + S. R M.

Chains

North on a random line bet  
secs 3 + 4 -


to  $12^{\circ} 33' E$ ,

Over rolling land -

40.00 hit a temporary  $\frac{1}{4}$  sec cor.

79.18 Entered N-boundary  
of Sp 26 lbs E of bond  
to secs 3-4-33+34 -

which is a volcanic stone  
14x10 mi set firmly in the  
ground marked with 3  
hatches on E + W edges  
+ pits + mounds in  
each sec  $5\frac{1}{2}$  ft. dist.



S. 10 N., R. 26 E., S. & S. R. M.

Chains -

from which Cor I run -  
S. 12' E. on a true line  
bet. Secs 3 & 4 -

to 12° 33' E.

39.18 Set a basalt stone 19x7  
x 6 ins 13 ins in the  
ground for  $\frac{1}{4}$  Sec Cor  
marked  $\frac{1}{4}$  on W face  
and raised a mound of  
stone alongside.

Pits impracticable  
79.18 The Cor to Secs 3-4-9+10  
Road rolling  
Soil 2<sup>nd</sup> rate  
Vegetation Bunchgrass

---



S. 10 N. R 26 E. G & S. R. 1/2

Chains

From the Cor to Sec -  
4-5-32+33 - which is a  
basalt stone 19 x 14 ins set  
firmly in the ground marked  
with 2 notches on W +  
4 notches on E edges and  
with a mound of stone  
along side



From north bet. Secs  
32+33  
to 120 41' E.

Descend -

37.75 - cross creek 65-lbs with a  
boulder N 45-W + ascend

40.00 set a basalt stone  
19 x 9 x 4 ins 14 ins

S 10 N, R 26 E, S 7 S, R. M.

Chains

in the ground for 1/4 Sec  
Cor - marked 1/4 on the  
face and raised a mound  
of stone along side  
Pits impracticable

80.00

Set a basalt stone 16 x  
9 x 4 ins 12 ins in the  
ground for Cor to Sec-  
28-29-32+33 - marked  
with 4 notches on E

+ 1 notch on S edges -  
and raised a mound

of stone along side -  
Pits impracticable,

found rolling  
soil, 2<sup>nd</sup> rate

Vegetation Bunchgrass

T. 10 N. R. 26 E. S. 1 S. R. W

Chains

East on a random line  
bet. Secs - 24 + 33,

Then 12010' E,

Over rolling land

40,00

Set a temporary  $\frac{1}{4}$  Sec Cor

80,43

Subtract N + S line 28

lbs S of Cor to Secs 27-28  
33 + 34 - from which Cor  
I run

S 89° 48' W on a true line  
bet. Secs - 28 + 33

Then 12010' E,

40,21

Set a basalt stone

17 x 10 x 6 ins 12 ins in  
the ground for  $\frac{1}{4}$  Sec  
Cor, marked  $\frac{1}{4}$  on the  
face, and raised a  
mound of stones

T. O. U. R 26 E. S + S. R. M.

Chains -

80.43 along side, Pits impracticable  
 The Cor to Secs - 28-29-32+33,  
 Round rolling  
 soil 2<sup>nd</sup> rate  
 vegetation Bunchgrass

North bet. Secs. 28-29  
 to 12010' E

34.12 Ascend gradually -  
 Top of spur bet N 43 W +  
 descend -

4090 Marked a basalt stone in  
 place 36 x 36 x 2.4 ins for  
 1/4 Sec Cor. 1/4 on W face  
 and raised a mound of  
 stone along side  
 Pits impracticable -

T. 10 N. R. 26 E. S. 4 + S. R. 11.

Chairs

from which -

a Yellow pine 22 ins diam bro -  
 N  $75^{\circ}$  E - 98 lbs dist.  
 marked  $\frac{1}{4}$  S. B. S.

A Yellow-pine 20 ins diam bro -  
 N  $46^{\circ}$  W - 183 lbs dist.  
 marked  $\frac{1}{4}$  S. B. S.

45,80 Cross wash 20 lbs wide

Course N  $56^{\circ}$  W + ascend

66,00 Top of spur bro N  $61^{\circ}$  W +  
 descend.

72,10 Cross wash 20 lbs wide

Course N  $40^{\circ}$  W + ascend.

80,00 Hit a basalt stone 20 x  
 15 x 3 ins 16 ins in the

ground for cor to becs -  
 20 - 21 - 28 + 29, marked  
 with 2 nolets on S

S. 10 N. R. 26 E. T. 1 + S. R. M.

Chains -

and 4 notches on E edges -  
 and raised a mound of stones  
 alongside, pits impracticable  
 Sand rolling - rocky -  
 Soil 2<sup>nd</sup> soft  
 vegetation Bunchgrass.

East on a random line  
 bet. Secs 21 + 28

ba 12042' E

Descend gradually -

40.00

hit a temporary 1/4 Sec Cor.

80.40

Intersect N + S line 34 lbs

S of Cor to Secs 21-22-27+28

from which Cor I run -

S 89° 32' W on a true line

bet Secs - 21 + 28

ba 12042' E

S. 10 N. R. 26 E. S. 4 & 5. R. 11.

Charris

- 40.20 Seta basalt stones -  
 21 x 11 x 7 ins 16 ins in  
 the ground for  $\frac{1}{4}$  Sec  
 Cor. marked  $\frac{1}{4}$  on  
 W face and raised a  
 mound of stone alongside  
 Pits unpracticable.
- 80.40 The Cor to Secs - 20-21-28+29  
 Round rolling  
 soil 2<sup>nd</sup> rate  
 vegetation Bunchgrass
- North bet. Secs 20+21  
 Va 12042'E
- Ascend -
- 27.10 Top of spur bet E+W +  
 descend -

S. C. N. R 26 E. S + S. R. W

## Chains -

40.00 Hit a basalt stone  $14 \times 12 \times 4$  ins 12 in in the ground for  $\frac{1}{4}$  Sec Cor marked  $\frac{3}{4}$  on W face & raised a mound of stone alongside Pits impracticable.

80.00 Hit a basalt stone  $18 \times 11 \times 3$  ins 18 ins in the ground for Cor to Secs 16-17-20+21 marked with 3 notches on S & 4 notches on E edges - and raised a mound of stone alongside Pits impracticable  
Soil rolling rocky  
Soil 82 rate

Vegetation Bunchgrass



T. O. N. R 26 E. G + S. R. M.

Chairs -

East on a random line  
bet. Secs 16 + 21 -

ba  $13^{\circ} 15' E$ ,

across -

40,000 Set a temporary  $\frac{1}{4}$  Sec Cor.

80,435 Intersect N + S line S 1

the N of Cor to Secs -

15 - 16 + 21 + 22, from which  
Cor I run -

N  $89^{\circ} 47'$  W on a true line  
bet. Secs - 16 + 21 -

ba  $13^{\circ} 15' E$ ,

40,220 Set a basalt stone

$20 \times 10 \times 6$  ins 16 ins in

the ground for  $\frac{1}{4}$  Sec

Cor marked  $\frac{1}{4}$  on

N face - raised a  
mound of stone  
along side, Pits

T. O. N. R 26 E. S. & S. R. M.

inches

infracticable.

80.45 The Cor to Secs - 16-17-20+21

Round rolling

Soil 2<sup>nd</sup> with

vegetation Bunchgrass

North bet. Secs - 16 + 17,

to 150 15' E,

.60 Cross wash 20 lbs wide

Course N 85° W + ascend,

40.00 Set a basalt stone 17 x 8

x 4 ins 12 ins in the ground

for 1/4 Sec Cor, marked

1/4 on W face + raised

a mound of stone alongside.

72.22 <sup>its impracticable</sup> Top of spur bet E + W + descend -

T. O. W. R 26 E. G. & S. R. M.

Charris

80,000

hit a basalt stone -  
15-79 + 4 ins 1 2 ins in  
the ground for Cor to  
beed - 8-9-16 + 17, marked  
with 4 notches on S &  
4 notches on E edges &  
raised a mound of  
stone alongside, Pits  
impracticable -

Sand rollers -  
Soil 2<sup>nd</sup> rate.

Vegetation, Bushy grass -  
Oct. 5 - 1852



East on a random line  
bet. bees - 9 + 16

ba 13° 18' E.

S. 10 N. R 26 E. S + S. R M.

Chains -

Ascend -

- 40.00 Set a temporary  $\frac{1}{4}$  Sec Cor.
- 80.60 Intersect N + S line 19 lks  
 N of Cor to Secs - 9-10-15-16  
 from which Cor D run -  
 S  $89^{\circ}5'2''$  W on a true line  
 bet. Secs 9 + 16  
 on  $13^{\circ}18' E$ ,
- 40.20 Set a basalt stone  $27 \times 9 \times 9$   
 ins  $20$  ins in the ground  
 for  $\frac{1}{4}$  Sec Cor, marked  $\frac{1}{4}$   
 on N. face & raised a  
 mound of stone alongside  
 Pits impracticable.
- 80.60 The Cor to Secs - 8-9-16+17.  
 Load rolling -  
 Soil  $2^{\text{nd}}$  rath  
 vegetation Bunchgrass

S. 10 N. R. 26 E. S. 8 + 9. R. M.

Chains

North bet. Secs 8 + 9  
 on  $13^{\circ} 18' E.$

Descend -

30.20 Cross mark 17 lbs wide  
 Course N. W. + ascend.

40.00 Set a basalt stone  $18 \times$   
 $9 \times 7$  ins 14 ins in the  
 ground for  $\frac{1}{4}$  Sec, Cor.  
 Marked  $\frac{1}{4}$  on W face.  
 and raised a mound of  
 stone along side a Pit in front of

80.00 Set a basalt stone -  
 $21 \times 10 \times 6$  ins 16 ins in  
 the ground for Cor to Secs  
 4 - 5 8 + 9. marked with  
 4 nails on E + 5 nails  
 on S edges - dug pits  
 $18 \times 18 \times 12$  ins in each.

T. 10 N. R. 26 E. S. 5 + S. R. 1/4

Chairs -

See 5 1/2 ft. dia. and raised  
 a mound of earth 2 ft.  
 high 4 1/2 ft. base along side  
 to and rolling  
 Soil 2nd rate  
 vegetation Bunchgrass

---

East on a random line  
 bet. Secs 4 + 9 -  
 bearing 130° 30' E.

Secs gradually -

40.00

Set a temporary 1/4 Sec Cor.

80.26

Intersect N + S line

20 lbs N of Cor to Secs

3 - 4 - 9 + 10 - from which Cor

Draw

N 89° 51' W on a true line

Tr. N. R 26 E. S. & S. R. M.

Chains

bet. Secs 4 & 9.  
 bearing 130° 30' E.

40, 13

Set a basalt stone  
 18 x 8 x 7 ins 14 ins in  
 the ground for 1/4 Sec  
 Cor. marked 1/4 on  
 the face & raised a  
 mound of stone  
 alongside. Pits  
 impracticable

80, 26

See Cor to Secs. 4-5-8 & 9  
 Sand rolling  
 Soil 2<sup>nd</sup> rather  
 vegetation Bunchgrass

North on a random  
 line bet. Secs. 4 & 5

S. 10 N. R. 26 E. S. 4 S. R. 10 W.

Chains -

run 130° 30' E.

ascend -

40.00 Set a temporary 1/4 Sec cor,  
44.17 Top of spur hrs. E + W +  
descend.

77.21 Intersect N. boundary  
of township 18 lbs E of  
Cor to Secs - 4-5-32+33  
which is a post set  
firmly in a mound of earth  
with 2 notches out W +  
4 notches on E edges and  
pits in each Sec 5-1/2 ft.  
dist.



from which Cor I run



T. O. N. R 26 E. 15 + S. R. M.

Chaus.

S 8' E on a true line  
bet Secs 4 + 5.

ba 130 30' E,

39.21

Set a basalt stone  
23 x 8 x 3 ins 17 ins in  
the ground for 1/4 Sec.  
Cor marked 1/4 in W  
face. Dig pits 18 x 18 x 12  
ins N + S of stone 5 1/2  
ft. dist & raised a  
mound of earth 1 1/2  
ft high 3 1/2 ft base  
along side


79.21

The Contd Secs - 4-5-8+9  
Land rolling  
Soil 2<sup>nd</sup> rate  
Vegetation Bunchgrass

D. O. N. R. 26 E. S. & S. R. M.

Chassis

From the car to Sacs 5-6-31 + 32 - which is a basalt stone  $21 \times 15$  - ins set firmly in the ground marked with 1 notch on W + 5 notches on E edges + with a mound of stone alongside



Down north hbk. Sacs 31 + 32  
to  $12^{\circ} 33' E$ .

Descend gradually -  
wash.

28.11

Cross hcs N 5-50 W

40.00

hit a basalt stone  $21 \times 10$   
+ 3 ins 16 ins in the  
ground for  $\frac{1}{4}$  die car.

S. 10 N. R 26 E. S 4 S. R. W.

Chains

marked  $\frac{1}{4}$  on W face

and raised a mound  
of stone alongside -

Pits impracticable

10.00 Hit a basalt stone

16 x 12 x 4 ins 12 ins in

the ground for Cor to

beal 29-30-31+32

marked with 1 notch

on D + 5 notches on E

edged + raised a

mound of stone alongside

Pits impracticable -

from which a

yellow pine 16 ins diam

beal - N 53° W - 83 lbs dist

marked - S. 10 N. R 26 E.

D 29 -

T. O. N. R 26 E. S. & S. R. W.

Chassis -

Band rolling  
Soil =  $\approx$  rated  
Vegetation Bunchgrass

East on a random line  
bet. Secs 29 + 32 -  
to 120° 30' E.

Descend.

- 14.40 Cross. creek 60 lbs wide  
Course N 84° W + ascend -
- 21-12 Top of spur hrs - N + descend
- 23.10 Cross creek 65 lbs wide  
Course S 70° W + ascend
- 40.00 Set a temporary 1/4 sec. Cor  
42.00 cross creek course N. W.  
80.21 Subsect N + S line 19  
lbs N of cor to Sec -  
28-29-32 + 33. from

D. O. N. R 26 E. G. S. R. M.

Chains

- which Cor Drum -  
 N 89° 52' W on a true  
 line bet. Secs 28 + 30
- 40,10 Set a post 3 ft long  
 4 ins sq - with marked  
 stone 12 ins in the  
 ground for  $\frac{1}{4}$ " Sec Cor  
 marked  $\frac{1}{4}$ " S on the face,  
 Dig pits 18 x 18 x 12 ins  
 E + W of post. 5  $\frac{1}{2}$  ft.  
 deep, and raised a mound  
 of earth 1  $\frac{1}{2}$  ft. high 5  $\frac{1}{2}$   
 ft. base around post.
- 40,21 The Cor to Secs - 29, 30, 31 + 32  
 to and rolling  
 soil 2<sup>nd</sup> rate  
 Vegetation Bunchgrass

T. O. N. R 26 E. 15 + S. R. M.

Chains -


West on a random  
line bet. Secs - 20 + 31

to 12010' E.

Over rolling land -

40,00 Set a temporary  $\frac{1}{4}$  Sec cor.

80,20 Intersect W. boundary  
of Sp - 24 lbs N of bar. top  
Secs - 25 - 30 - 31 + 36, which  
is a volcanic stone 20 x  
16 x 10 ins set firmly in the  
ground with marks of  
stone on S. side marked  
with 1 notch on S + 5  
notches on the edges



T. O. N. R 26 E. G. S. R. M.

Charris -

from which Cor Drum-  
 M  $89^{\circ}49' E$  on a true  
 line bet. Secs 20 + 3,  
 on  $12^{\circ}10' E$ ,

40,20

Set a basalt stone  
 $18 \times 8 \times 7$  ins  $14$  ins in  
 the ground for  $\frac{1}{4}$  sec  
 Cor marked  $\frac{1}{4}$  on  
 N face, & raised a  
 mound of stone  
 alongside, Pits impracticable

80,20

The Cor to Secs - 29 -  
 30 - 31 + 32.

Round rolling

Soil 2<sup>nd</sup> rate.

Vegetation Bunchgrass

---

S. 10 N. R 26 E, S + S. R M.

Chassis -

Youth hut, Secs 29 + 30  
 Tra  $12^{\circ} 30' E$ ,

Descend -

4,500 Cross Creek 60 lbs wide  
 Course N  $30^{\circ}$  W + ascend.

40,000 Set a basalt stone  
 $16 \times 10 \times 7$  ins  $12$  ins in  
 the ground for  $\frac{1}{4}$  Sec Cor,  
 marked  $\frac{1}{4}$  on W face  
 and raised a mound of  
 stone alongside, Pits -  
 unpracticable

80,000 Set a basalt stone  $16 \times$   
 $13 \times 3$  ins  $12$  ins in the  
 ground for Cor to Secs  
 19 - 20 - 29 + 30, marked  
 with 2 notches on S +  
 5 notches on E edges -



100 N. R 26 E. S 4 S. R. M.

Chassis-

and raised a mound of  
stone alongside - Pits  
impracticable -  
Band rolling,  
Soil 2<sup>nd</sup> rate,  
Vegetation Bunchgrass

East on a random line  
bet. hrs - 20 + 29  
to 12° 40' E.

ascend -

- 15.00 Top of ridge hrs N 40° W  
descend ↓
- 35.00 Cross wash 18 lbs wide  
course N 27° W + ascend
- 40.00 Hit a temporary 1/4  
See Cor.
- 50.00 Top of spur hrs - N 50° W

T. O. N. R 26 E. G + S. R. M.

Charris -

and descent.

78.12 Cross wash 11 lks wide, Course  
N 43° W + ascend -

80.30 Interval = N + S line 18 lks  
N of cor to bees - 20, 21, 28 + 29 -  
from which Cor - I run,  
N 89° 52' W on a true line  
bet. bees 20 + 29,  
ba 12° 40' E,

40.15 Set a basalt stone  
16 x 9 x 5 - ins 12 ins in the  
ground for 1/4 Sec Cor -  
marked 1/4 on N face  
+ raised a mound of  
stone alongside Pit  
impracticable.

80.30 The Cor to bees - 19 - 20 - 29 + 30  
to and rolling

St. 10 N. R 26 E. Sec 1. R. 11.

Chains -

Soil 2<sup>nd</sup> rate  
 vegetation Bunchgrass

Went on a random line  
 bet - Secs - 19 + 20  
 on 12° 40' E,

Over rolling ground -

40.00 Set a temporary 1/4 Sec  
 Cor.

70.80 Cross wash 11 lbs wide  
 course N 80° W + ascend -

80.31 Intersect W. boundary  
 of Sp - 19 lbs N of bar -  
 to Secs - 19 - 24 - 26 + 30 -  
 which is a volcanic  
 stone 16 x 14 in set firmly  
 in the ground, marked

S. 10 N. R 26 E. G & S. R. M.

Chains.

with 2 notches on S &  
4 notches on N edges  
& a mound of stone  
alongside

from which Cor Iron  
N 89° 51' E on a true line  
bet. Secs - 19 + 30  
Ta 12° 40' E

40.31 Set a basalt stone 14 x 12 x 8  
ins 10 ins in the ground  
for 1/4 Sec Cor, marked 1/4  
on N face, Dug pits 18 x 18  
x 12 ins E + W of post  
5 1/2 ft. dia, and raised  
a mound of earth 1 1/2  
ft. high 3 1/2 ft. base

T. O. N. R 26 E. G + S. R. M.

Chains

- 80,01 along side  
 The Col to Secs 19-20-29+30  
 to and rolling  
 Soil 2<sup>nd</sup> rate  
 vegetation Bunchgrass
- North bet. Secs 19+20  
 to 120 401 E.  
 ascend -
- 12,31 Top of ridge bet N 41° W +  
 descend -
- 40,00 Set a basalt stone  
 18 x 13 x 4 ins 14 ins in  
 the ground for 1/4 Sec.  
 Cor. marked 1/4 on  
 W face, and raised  
 a mound of stone

T. 10 N. R 26 E. S 4 L. R. M.

Plains

- 53.21 alongside, Pits impracticable  
 Cross wash 20 lbs wide  
 Course N 34° W + ascend -
- 74.18 Top of spur - hrs - N 36° W +  
 descend
- 80.00 Hit a basalt stone 21 x 13  
 x 4 ins 16 ins in the ground  
 for Cor to Secs - 17-18-19+20  
 marked with 3 notches  
 on S + 5 notches on E  
 edges + raised a mound  
 of stone alongside  
 Pits impracticable.  
 Land Rolling Soil 2<sup>nd</sup> rate good grazing  
 I carefully examined  
 the adjustments of my Solar  
 Compass today - particularly  
 the latitude & reversing  
 apparatus + found them

Plot N, R 26 E, S + S, R M.

Chassis

correct.

Oct. 6<sup>th</sup> - 1882.

East on a random line  
bet. Secs 17 + 20  
bearing 18° 10' E.

Descend gradually.

3,15- Cross wash, Course N  
& ascend -

30,00 Top of spur bearing N 16° W  
& descend.

40,00 Set a temporary 1/4 Sec cor.

47,25 Cross wash so that with a  
Course N 12° W + ascend -

80,65 Intersect N + S line  
13 lbs N of cor to Secs -  
16 - 17 - 20 + 21 from

S. 10 N, R 24 E, S + S. R. M.

Chassis -

which Cor I run.

N  $89^{\circ}54'$  W on a true line  
bet. Secs 17 + 20

ba  $13^{\circ}10'$  E,

40.32 bet - basalt stone 17 + 8 +

3 ins 12 ins in the ground  
for  $\frac{1}{4}$  Sec Cor. marked  $\frac{1}{4}$

on N face, & raised a  
mound of stone alongside  
Pits impracticable

80.65 The Cor to Secs. 17-18-19 + 20

Round rolling

Soil 2<sup>nd</sup> rate

vegetation, Bunchgrass

West on a random  
line bet Secs - 18 + 19

ba  $13^{\circ}10'$  E



T. O. N. R 26 E. G + S. R. W.

## Chains -

Band rolling -

40.00

Set a temporary  $\frac{1}{4}$  sec cor

58.00

Top of spur hrs N 70. W + descend.

80.44

Intersect W. boundary  
of Sp - 33 hrs N of cor. of  
Secs - 13 - 18 - 19 + 24 which  
is a volcanic stone  
8 x 8 ins set firmly in  
the ground with 3  
nails on N + S edges  
+ a mound of stone on  
S. side



from which cor Dren

S. 10 N. R 26 E. G. & S. R. W.

Charris -

N 89° 45' E on a true line  
 bet. Secs 18 + 19.

ba 13° 10' E,

40.41

Set a basalt stone 20 x  
 12 x 3 ins 14 ins in the ground  
 for  $\frac{1}{4}$  Sec Cor. marked  
 $\frac{1}{4}$  on N face. Dug pit  
 18 x 18 x 12 ins E + W of stone  
 5  $\frac{1}{2}$  ft. dia. + raised a  
 mound of earth 1  $\frac{1}{2}$  ft.  
 high 3  $\frac{1}{2}$  ft. base alongside

80.41

The Cor to Secs 17-18-19 + 20

Land rolling

Soil 2<sup>nd</sup> rate

Vegetation Bushy grass

North bet. Secs - 17 + 18

ba 13° 10' E

S. O. N. R 26 E. G + S. R. M.

Charris -

Descend -

40.00 Cross wash - 20 lks wide

bros N 61° W + ascend -

21.16 Top of hill 320 ft. high

40.00 Set a basalt stone 16 x 10 x 4

ins 12 ins in the ground  
for  $\frac{1}{4}$  Sec Cor. marked  
 $\frac{1}{4}$  on W face and -  
raised a mound of  
stone alongside -

Pits unpracticable -

80.00 Set a basalt stone

16 x 4 x 3 ins 12 ins in  
the ground for Cor  
to Secs - 7-8-17+18 -

marked with 4 notches  
on 2 + 5 notches on E  
edges + raised -

S. 10 N. R. 24 E. G + S. R. M.

Chassis

mound of stone alongside  
Pits impracticable

land rolling + broken -

Soil 3<sup>d</sup> rate

Vegetation Bushgrass

East on a random line  
bet. Secs 8 + 17.

ba 13021' E.

Over rolling land -

40.00 bet temporary 1/4 sec cor.

80.16 Intersect N + S line -

29 lbs N of cor to Secs -

8-9-16 + 17 from which cor drawn

N 89° 47' W on a true  
line bet Secs 8 + 17

ba 13021' E

S. 10 N. R 26 E. S + S. R M

Chains -

40.05 Hit a basalt stone  
 24 x 13 x 8 ins 18 ins in  
 the ground for  $\frac{1}{4}$  sec cor  
 marked  $\frac{1}{4}$  on N face  
 and raised a mound  
 of stone alongside  
 Pits impracticable

40.16 The cor to Secs - 7-8-17-18-  
 Band rocky + broken  
 soil 3<sup>d</sup> rate  
 Vegetation Bunchgrass

West on a random  
 line bet. Secs 7 + 18  
 to 15° 21' E.

Band rolling.

40.00 Hit a temporary  $\frac{1}{4}$  sec

T. 10 N. R. 26 E. S. 4 + S. R. M.

Chassis -

Cor -

57.60 Cross Walk 6 lbs wide  
hrs  $\searrow$   $60^{\circ}$  W - ascend -

80.27 Intersect W boundary of  
Sp - 18 lbs  $\searrow$  of Cor to  
Sees - 7 - 12 - 13 + 18 - which is a  
post set firmly in the ground marked  
S. 10 N. S. 7 on N. E. R. 26 E. S. 18 on S. E.  
R. 25 E. S. 13 on S. W. + S. 12 on N. W. faces  
- with 2 notches on N + 4 notches  
on S edges + pits in each  
See  $\frac{1}{2}$  ft. disk.

from which Cor Drive  
 $\searrow$   $89^{\circ} 52'$  E on a true line  
bet. Sees 7 + 18  
ba  $130^{\circ} 21'$  E,

40.27 Set a basalt stone

Site N R 26 E. S + S. R. M.

Chains -

17 x 7 x 7 ins 12 ins in  
the ground for  $\frac{1}{4}$  sec  
Cor marked  $\frac{1}{4}$  on  
N face, Dug pits 18 x  
18 x 12 ins E of Wafelote  
5  $\frac{1}{2}$  ft. dist. and raised  
a mound of earth  $1\frac{1}{2}$   
ft. high 3  $\frac{1}{2}$  ft. base  
along side

8027 Blue Cor to Secs - 7-8-17-18  
Sand rolling  
Soil 2<sup>nd</sup> rate  
Vegetation Bushy grass

---

North bet. Secs 7 + 8  
ba. - 13° 21' E.  
Acad -

T. O. N. R 26 E. G + S. R. W.

Chairs -

30.00 Top of ridge bet E + W + desc.

40.00 Set a basalt stone 15 x 8 x 4 ins 10 ins in the ground for 1/4 Sec Cor marked 1/4 on W. face + raised a mound of stone alongside Pit is impracticable!

80.00 Set a basalt stone 15 x 9 x 4 ins 8 ins in the ground for Cor to Secs 5-6-7 + 8 - marked with 5 - notches on S + 5 - notches on E edges + raised a mound of stone alongside Pit is impracticable  
Land slightly rolling  
Soil 2<sup>nd</sup> rate  
Vegetation Bunchgrass



T. O. N. R 26 E. S + S. R. M.

Chairs -

East on a random line  
bet. Secs 5 + 8.

ba 140 E.

Over rolling land -

40.00

Set temporary  $\frac{1}{4}$  Sec Cor.

80.22

Intersect N + S line 16

lbs N of Cor to Secs -

4 - 5 - 8 + 9 from which

Cor Down -

N  $89^{\circ}53'$  W on a true  
line bet. Secs 5 + 8.

ba 140 E.

40.11

Set a basalt stone

18 x 13 x 4 ins 12 ins in

the ground for  $\frac{1}{4}$  Sec

Cor. marked  $\frac{1}{2}$  on

N face + raised on

mound of stones

T. O. N. R. 26 E. S. + S. R. W.

Chassis -

80.22 along side, Pit's <sup>infrachest</sup>  
 She Cor to Secs - 5-6-7+8 -  
 Land rolling  
 Soil 2 <sup>in</sup> water -  
 Vegetation Bunchgrass

West on a random  
 line bet Secs 6 + 7  
 Va. 160 - E.

Over rolling land -  
 40.00 Set a temporary 1/4 Sec Cor.  
 47.00 Top of spur bet. N. W. +  
 descend -

80.37 Intersect W. boundary  
 of Sp. 27 lbs N of bar  
 to Secs - 1-6-7+12 -  
 which is a volcanic

S. 10 N. R. 26 E. T. 5 + S. R. M.

Chains -

stone 12 x 10 ins set firmly  
in the ground with hole  
on N & 5 notches on S  
edges + a mound of  
stone on S. side

from which Cor D  
run

N 89° 48' E on a true  
line bet S. 6 + 7.

to 140 E.

40.37

Set a basalt stone  
16 x 10 x 5 ins 12 ins in  
the ground for  $\frac{1}{4}$  see  
Cor. marked  $\frac{1}{4}$  on  
N face - + raised a

T. O. N. R. 26 E. G. & S. R. M.

Chairs -

80.37 mound of stone alongside  
 Pits impracticable  
 The Car - to bees 5-6-7+8.  
 Band rolling  
 Soil 2<sup>nd</sup> rate  
 vegetation Bunchgrass.

North on a random  
 line bet. bees 5+6  
 to 140 - E

On level land -

40.00. Sit a temporary 1/4 bee  
 Car.

79.50 Intersect N. boundary  
 of Sp - 25 lbs E of Car  
 to bees 5-6-31+32 -  
 which is a part

S. N. R 26 E. G + S. R. M.

Chairs -

set firmly in a mound  
of earth, marked with 1  
notch on W + 5 notches on E  
edges + pits in each  
bed.  $5\frac{1}{2}$  yk. dist.



from which Cor Dren.  
S 30' E - on a true  
line bet. Secs 5 + 6 -  
to 640 E.

39.30

Set a basalt stone  
 $17 \times 10 \times 4$  ins, 12 ins in  
the ground for  $\frac{1}{4}$  Sec  
Cor. marked  $\frac{1}{4}$  on  
the face + raised a  
mound of stone

T. N. R 26 E. 5 + S. R. M.

Chassis

79.30

along side pits impracticable  
The top. 6 Secs. 5, 6, 7 + 8.

Soil slightly rolling  
soil substrate

Vegetation Bunchgrass

Oct. 7 - 1882

## General Description

This township is rolling in the Western part, Eastern part is mountainous, Good grazing throughout the township -

There is a growth of scattering timber in the Eastern & South eastern part.

The soil is sandy & rocky but well adapted to grazing -

U. S. Surveyor General's Office,  
Tucson, Arizona, July 12, 1883.

The foregoing Field Notes of the survey of

Subdivision Lines  
of Townships 10 North,  
Range 26 East

of the Gila and Salt River Base and Meridian, Arizona,  
executed by A. P. Johnson,  
D. S., under his contract of the 8th day of  
June, 1882, having been critically ex-  
amined and the necessary corrections and explanations  
made, the said Field Notes and the surveys they de-  
scribe, are hereby approved.

J. W. Robbins  
Surveyor General.