

X No-100
Field Notes

OF THE SURVEY OF THE

SUBDIVISION LINES

- OF -

Township J. 1 N Range 29 E

Gila and Salt River Base and Meridian

ARIZONA.

By A. P. Johnson D. S.

under contract dated June 8 1882

Survey commenced July 4 1882

Survey completed Aug 10 1882

100

No-100

BOOK 100

No-100

1A

Field Notes
of the
Subdivision of
D. W. R. & C.
D. S. R. M.

INDEX DIAGRAM.

Township 11 North

Range 29 East

6	101.	5	73.	4	56.	3	39.	2	20.	1
99.		98.		72.		55.		37.		18.
7	96.	8	71.	9	54	10	35.	11	17.	12
94.		95.		69.		52.		34.		15.
18	91.	17	67.	16	50	15	32.	14	13.	13
89.		88.		66.		49.		31.		11.
19	86.	20	64.	21	47.	22	29.	23	10.	24
84.		83.		63.		46.		27.		7.
30	81.	29	62.	28	44.	27	26.	26	6	25
80.		78.		60.		43.		25.		2.
31	76.	32	58.	33	41.	34	22.	35	1.	36

S. N. R 29 E, S + S. R. W.

The instrument that I used in making this survey was a Burt's Patent Improved Solar compass - nearly new and in first rate order made by Otto Fennel of Basle Germany in 1881. Survey commenced Aug 4th 1882

From the Cor. to Sec-
1-2-35+36 which is
a lime stone 8x8 ins
set firmly in the ground
marked with 1 notch on
E + S notches on W edges

L. H. C. B. 29 & G. S. B. B.

INDEX DIAGRAM

Chamie

and with pits + mounds
in each bee, $5\frac{1}{2}$ ft. dist.
+ bearing trees S. $N 10^{\circ} W$ +
 $N 50^{\circ} E$, properly marked -

I run N . bet. bees - 35 + 36
ba $13^{\circ} 51' E$.

Over rolling ground -

40.00

Set a sand stone $14 \times 8 \times$
6 ins, 8 ins in the ground
for $\frac{1}{4}$ bee bar - marked
 N . S on N face - Dry
pits $18 \times 18 \times 12$ ins N + S
of stone $5\frac{1}{2}$ ft. dist +
dug a mound

of earth $1\frac{1}{2}$ ft. high
 $5\frac{1}{2}$ ft. base. Longside

80.00

Set a sand stone 24×18

Lind. R. 29 E. H. & S. C. N.

Chains

26 ins 15 ins in the ground
 for bar to Dec 25 + 26-35
 D 36 - marked with 1
 notch on S + 1 notch
 on E edges. Dug pits
 18 x 18 x 12 ins in each
 Dec 5 1/2 ft. dia. and
 raised a mound of
 earth 2 ft. high 4 1/2
 ft. base. alongside

D Band rolling
 Soil 2nd rate
 vegetation, Bushgrass.

East on a random line
 bet. Dec. 25-36.

ba 13° 50' E.

30.00

Enter Hunter hrs 7 + 1.

L. H. C. B. 29 & G. S. C. K.

Chavis

40.00 Sit temporary $\frac{1}{4}$ Sec Cor.

50.00 Beam scattering timber
hrs. N + S.

80.00 ✓ Interest E. boundary
of Sp. 30 lbs S. of box. lot
Secs 25-30-31 + 36 which
is a post 4 ins sq set firmly in
a mound of earth & marked Sp. N
S 30 on N. E. R 30 2. S 31 on S. E. R 29
2 S 36 on S. W. + S 25 on N. W
faces & with 1 notch on S &
5 notches on N edges & pits
in each Sec $5\frac{1}{2}$ ft. dia.

from which Cor. I run
S 89° 47' W on a true line
bet. Secs - 25 + 36

ba $13^{\circ} 55' E$

J. H. R. 29 E. G. S. R. M.

Shams

40.04

Set a sand stone $12 \times 10 \times 6$ ins, 8 ins in the ground for $\frac{1}{4}$ sec cor. marked $\frac{1}{4}$ S on N. face. Dig pits $18 \times 18 \times 12$ ins E & W of stone $5\frac{1}{2}$ ft. dia. and raised a mound of earth $1\frac{1}{2}$ ft. high $3\frac{1}{2}$ ft. base along side. From which a cedar $\frac{1}{2}$ in dia. br. S 44.0 W 63 lbs dia. marked $\frac{1}{4}$ S. B. 5.

40.08

The bar. to des. 25-26-35+36.

Band rolling
Soil 3² rate.

Timber scattering Cedar.

Vegetation, *Burkelynes*.

S. 11th. R. 29 E. G. 1. R. 16.

Chains

North bet Secs. 25 + 26.

ba $130^{\circ} 50' E$.

Descend.

- 40.00 Set a post 3 ft. long
4 ins sq with marks
above 12 ins in the
ground for $\frac{1}{4}$ Sec Cor.
marked $\frac{1}{4}$ on W face
Dug pits 18 x 18 x 12 ins - N
& S of post $5\frac{1}{2}$ ft. dia,
& raised a mound of
earth $1\frac{1}{2}$ ft. high $5\frac{1}{2}$ ft.
base around post.
- 58.00 Beam timber bet N & S.
- 80.00 Set a post 4 ft. long 4 ins
sq for Cor. to Secs 23-24
25 + 26 with marks
above 12 ins in the
ground marked

S. 11. N. R. 29 E. S. 25. T. 16 N.

Chassis

S. 11. N. R. 29 E. S. 25 on S. E. Sec on S. W. Sec on
N. W. faces
with 2 notch on S + 1

notch on E edges -

Dug pits 18 x 18 x 12 ins
in each sec. 5 1/2 ft. dia.
and raised a mound
of earth 2 ft. high 4 1/2
ft. base around post.
from which - -

A cedar 12 ins dia
S 5-60 E. 45 lbs dia marked

S. 11. N. R. 29 E. S. 25 - B.S.

band mountains -

Soil 2nd rate

Timber pine + cedar.

Vegetation Bunchgrass

East on a random line

bet. Secs. 24 + 25 -

L. H. Coyle, G. S. Coyle.

Chains

3.50 Enter timber line N W + S E
across -
bearing 13° 50' E

40.00 Set temporary 1/4 Sec Cor.

80.42 Subsequent E. boundary of
of 25-lks N of cor to posts -
19-24-25-30 - which is a
sand stone 10 x 8 ms set
firmly in the ground, marked
with 2 notches on S + 4
notches on N edges + with
pits + mounds of earth
in each Sec 5 1/2 ft. dia.



from which cor I run
N 89° 49' W on a true line
bet. Secs - 24 + 25

bearing 13° 50' E

L. H. N. Co. 29 E. G. & S. Co. N. C.

Chavis

40,21 Set a post 5 ft. long 4 in sq
with marked stone 12 in
in the ground for $\frac{1}{4}$ Sec cor
marked $\frac{1}{4}$ S on N face
Dug pits 15 x 15 x 12 in E & W
of post 5 $\frac{1}{2}$ ft. dia & raised
a mound of earth $1\frac{1}{2}$ ft.
high 3 $\frac{1}{2}$ ft. base around post
from which -
A cedar 16 in diam here

80,42 S 26° W. 18 lbs dia, marked $\frac{1}{4}$ S B, S,
The Cor to Sec - 23 - 24 - 25 + 26

Round mountains

Soil 3rd rate

Timber Pine & Cedar

Vegetation Bunchgrass

L. H. C. 29th St & S. C. Me.

Lehman

North lot, Dec. 23 & 24

to 13° 50' E.

ascend

40.00

Set a post 3 ft. long 4 in
sq. with marked slant 12
ins in the ground. for $\frac{1}{4}$ Sec
Cor. marked $\frac{1}{4}$ S on NW face
Dug pits 18 x 18 x 12 in
N + S of post 5 $\frac{1}{2}$ ft.
dist. and raised a mound
of earth 1 $\frac{1}{2}$ ft. high 3 $\frac{1}{2}$
ft. base around post.

80.00

Set a post 4 ft. long 4
in sq. with marked
slant 12 in in the
ground for Cor to Secs
13-14-23 & 24. marked
S. 11. S. 13 on N.E. Reg. E. 824 on S.E. 823 on S.W. + S 14 on N.W. face &
with 3 notches on S
& 1 notch on E edges

L. H. A. Co. 29 E. G. & S. R. K.

Shanis

Dug pits 18 x 18 x 12 ins
in each sec 5 1/2 ft. dia.
and raised a mound of
earth 2 ft. high 4 1/2 ft. dia.
base around post.

Sand-level (mud)

Soil 2nd rate.

Timber scattering cedar
vegetation, Bunchgrass

East on a random line bet.
secs - 13 & 24 -

to 13° 5-0' E.

ascend gradually.

40.00 bet a temporary 1/4 sec cor.
79.92 Intersect E. boundary
of township 15 lbs S of
Cor to Secs. 13-18-19-24

S. 11. N. B. 29 E. G. & S. R. M.

Lehman

which is a sand stone 10 x 4
 ins set firmly in the ground
 marked with 13 notches on
 N & S edges & with pits &
 mounds of earth in each
 see 5 1/2 ft. dist.

from which Cor. D run
 S 89° 54' W on a true line
 bet. Secs. 15 + 24 -
 to a 13° 50' E.

3996 Set a post 3 ft. long
 4 ins sq. with marked
 stone 12 ins in the ground
 for 1/4 Sec Cor. marked
 1/4 S on N face D by pits
 18 x 18 x 12 ins E & W of
 post 5 1/2 ft. dist and

L. H. R. 29d. G. J. R. H.

Chain.

raised a mound of earth
 $1\frac{1}{2}$ ft. high $3\frac{1}{2}$ ft. across
 around post

79.92

The bar to Secs. 13, 14, 23 + 24

band mesa (level)

Soil 2nd rate

Timber scattering cedar

vegetation Bushy grass

North bet. Secs 13 + 14 -

to 10050' E

Ascend gradually -

40.00

Set a post 3 ft long 4 ins
 sq. with marked stake 12

ins in the ground for $\frac{1}{4}$

Sec cor. marked $\frac{1}{4}$ S on

W. face, dug pits 18 x 18

x 12 ins N + S of post

001

L.H.K. P. 296. L. S. R. M.

Shams

5 1/2 ft. dia. and raised a mound of earth 1 1/2 ft. high 3 1/2 ft. base around post.

80.00

Set a sand stone 12x10x6 ins 8 ins in the ground for Cor to Dec - 11-12-13+14 marked with 4 notches on S + 1 notch on E

edges - Dug pits 18x18x12 ins in each Dec 5 1/2 ft. dia. and raised a mound

of earth 2 ft. high 4 1/2 ft. base along side

Band rolling
Soil 2nd rate

Vegetation Bunchgrass

L. H. R. 29 & G. & J. R. W.

Chassis

East on random line
bet. Secs 12 & 13

$\approx 13^{\circ} 50' E.$

Ascend gradually -

30,000 Top of ridge bet. NW &
S E + descend.

40,000 Set temporary $\frac{1}{4}$ Sec Cor.

80,18 Entered E boundary
of Sp - 13 lks S. of cor lot
Secs - 7 - 12 - 13 + 18, which

is a post 4 mi sq. set in
a mound of earth, marked

S 4 N. S. 7 on N. E. R 30 E S 18
on S. E. R 29 E. S 13 on S. W. +

S 12 on N. W. faces, with
4 notches on S + 2 notches

on N. edges + with
pits in each Sec $5\frac{1}{2}$ ft.
dist.

L. H. C. 29 E. H. S. C. N.

Lebanon

from which Cor. Iron
D 89° 54' W on a true line
bet. Secs 12 + 13

to a 130° 50' E,

40.09

Set a post 3 ft. long
5 in. sq. with marked
stone 12 in. in the
ground - for 1/4 Sec Cor.
marked 1/4 S on N face
Dug pits 18 x 18 x 12 in
E + W of post 5 1/2 ft.
diam. and raised a
mound of earth 1 1/2
ft. high 5 1/2 ft. base
broad flat

80.18

The cor to Secs 11-12-13+14.
to and rolling
Soil and rate

L. 11th. R. 29. E. G. + S. R. 16.

Chauis.

Vegetation Bunchgrass

North bet. Secs 11 + 12
to 13° 50' E.

Descend gradually.

40.00

Set a post 4 ft. long
sq with marked stone 12
ins in the ground for 1/4 sec
cor. marked 1/4 sec W face
Dig pits 18 x 18 x 12 ins N + S
of stake 5 1/2 ft. dish and
raised a mound of earth
1/2 ft. high 3 1/2 ft. base
around post.

80.00

Set a post 4 ft. long 5
ins sq with marked
stone 12 ins in the ground
for cor to Secs. 1-2-11 + 12

S. H. A. Co. 29 E. 1st St. S. O. O.

Chains

Dist. 51 on N.E. Reg E. 812 on S.E. 811 on S.W. 82 on N.W. corner
 marked with 1 metal on
 E - 5 metal on S -
 edges - Dig pits 18 x 18 x
 12 in in each Dec 5 1/2
 ft. deep and raised on
 mound of earth 2 ft,
 high 4 1/2 ft base around
 post -

Band rolling

Soil 2 - 3 rafters.

Vegetation Bunchgrass.

East on random line
 bet. Decs - 1 + 12

to 13 50 + 2

Descend -

40,00 set a temporary 1/4 Dec
 Cor -

L.H. Ch. Co. 20 E. H. J. R. M.

Behaviors

7994 Intersect - E boundary of
 Dp - 4 lbs N of bar to Dps
 1-6-7+12 which is a
 sand stone 12 x 8 ins set
 firmly in the ground, marked
 with 1 notch on N + 5 notches
 on S edges + with file
 + marks of earth in
 each Dec 5 1/2 ft. dist.

from which Cor. Draw
 N 89° 56' W on a true line
 bet. Decs 1 + 12 -

to a 130° 50' 2

3997 Set a post 3 ft. long +
 ins sq. with marked
 stone 1.2 ins in the
 ground for 1/4 Dec Cor

L. H. A. B. 296. H. S. B. K.

Shaniv

marked $\frac{1}{4}$ Δ on N of
 Dug pits $18 \times 18 \times 12$ in
 E + W of post $5\frac{1}{2}$ ft.
 dist. and raised a
 mound of earth $1\frac{1}{2}$ ft.
 high $4\frac{1}{2}$ ft base around
 post

79.74 The Cor to Secs 1, 2, 11, + 12
 Band rolling
 Soil 2nd ratf
 Vegetation Bunchgrass

North on a random
 line bet. Secs 1 + 2.
 Va 15.9 50' E.

Desced in timber
 40.00 Set a temporary $\frac{1}{4}$
 Sec Cor

L. 11. N. R. 29 E. G. + S. R. 11 E.

Charris

7792 Intersect N boundary of Sp
 30 lbs E of cor to Sec 1-2 of
 35 + 36 - which is a
 post 4 m sq - set
 firmly in the mound -
 marked with 1 notch on E
 + 5 notches on W edges +
 5 1/2 N. S 36 on E. - R 29 E. S 1 on E.
 S 11 N. S 2 on S. W + S 35 on N. W.
 faces + with pits in
 each Sec 5 1/2 ft. dia.

from which Cor 9
 runs
 S. 15' E on a true line
 bet. Secs 1 + 12
 to 13° 50' E

3992 Set a sand stone 12 x 10

L. H. C. 296. G. & J. B. H.

Chamie.

x 8 ins x 8 ins in the
ground for $\frac{1}{4}$ Sec Cor-
marked $\frac{1}{4}$ S on W face
Dug pits 18 x 18 x 12 ins
N + S of stone $5\frac{1}{2}$ ft. dish
and raised a mound
of earth $1\frac{1}{2}$ ft. high $3\frac{1}{2}$
ft. base along side

79.92

The Cor. to Sec 1-2-11+12
band mountainous

Soil 3^d rate

Timber cedar

Vegetation Bunchgrass

Aug 4-1881

From the bar to Sec
2-3-34+35 which
is a post set firmly

S. H. Co. 29 E. H. + S. Co. 16.

Shamsi

in a mound of earth -
 properly marked &
 notched & with pits
 in each side $5\frac{1}{2}$ ft.
 dist.



From north bet. Secs - 34135,
 on $13^{\circ}50'E$.

Decend.

39.00 Enter timber line N.W. S.E.

40.00 Set a post 4 ft. long
 4 ins. sq. with ~~branch~~
 slant 12 ins. in the ground -
 for $\frac{1}{4}$ sec cor. marked
 $\frac{1}{4}$ S on W face. Dig pits
 $18 \times 18 \times 12$ ins. - N + S of post
 $5\frac{1}{2}$ ft. dist. and raised

L. H. A. R. 29. 6. 4. 1. 2. 3. 4. 5. 6.

Chamie

a mound of earth $1\frac{1}{2}$ ft.
high $3\frac{1}{2}$ ft. base around foot-
40.00 pit a foot 4 ft long in
sq. with marked stakes
12 in in the ground for
Cor to bees. 26-27-34035-
Dist. 826 on E. Reg. L. 535 on S. L. 834 on S. W. 27 on E. W. faces
marked with 1 notch on
S + 2 notches on E
edges - Dug pits 18x18x
12 in in each see $5\frac{1}{2}$
ft. dist. and raised a
mound of earth 2 ft.
high $4\frac{1}{2}$ ft. base around
foot.

band rolling

soil 2nd after

Timber Pine + Cedar

vegetation Bunchgrass

L.I. A. B. 298. E. S. B. 16

Chassis

East on a random line
bet. Secs - 26 + 35,

ba 13° 50' E,

ascend.

- 40.00 Set temporary 1/4 Sec Cor,
- 53.00 Top of ridge bet U + S + Secs
- 64.18 Cross gulch 6 lbs wide bet S
+ ascend -

80.22 Intersect U + S line 18 lbs
W of Cor to Secs - 25 - 24 - 35 + 36
from which Cor. Drive.
Dug 9' 2" W on a true line bet,
Secs - 26 + 35

ba 13° 50' E,

40.11 Set a sand stone 18 x 8 x 8
ins 9 ins in the ground
for 1/4 Sec Cor. Marked
1/4 S on U face. Dug
pits 18 x 18 x 12 ins E + W

T. N. R 29 E. G. S. R. M.

Chairs

$\text{ba } 13^{\circ} 50' \text{ E}$

Ascend.

4000 Set a temporary $\frac{1}{4}$ Sec Cor

80116 Intersect N + S line, $\frac{1}{4}$ lbs. S of Cor to Secs 23-29 25 + 26 from which Cor I run $89^{\circ} 56' \text{ W}$ on a true line bet. Secs 23 + 26.

$\text{ba } 13^{\circ} 50' \text{ E}$

4008 Set a sand stone $10 \times 8 \times 8$

ins 6 ins in the ground for $\frac{1}{4}$ Sec Cor. marked $\frac{1}{4}$ S on N face. Dig pits $18 \times 18 \times 12$ ins E + W of stone $5 \frac{1}{2}$ ft. dist and raised a mound of earth $1 \frac{1}{2}$ ft. high $3 \frac{1}{2}$ ft. base along sides.

80116 The Cor to Secs 22-23 -

S. N. R 29 E. S + L. R. M.

Chairs -

24 + 27 -

Band mountainous

Soil 3^d rate

Vegetation Bunchgrass.

North hit. Sec 22 + 23,
ba 13° 50' E.

Ascend.

- 40.00 Set a post 3 ft. long 4 in
sq. with marked stake 12
in in the ground for 1/4 sec
cor marked 1/4 S on W face
Dug pits 18 x 18 x 12 in
N + E of post 5 1/2 ft. dist.
and raised a mound
of earth 1 1/2 ft. high 3 1/2
ft. base around post
- 80.00 Set a post 4 ft. long

S. W. R 29 E 15 + S. R. M.

Chairs -

4 ins sq - with marked
stone 12 ins in the ground
for C. to bees. 14-15-22 + 23
Dist. 8' 4" on E. R 29 E. S 23 on S. E. S 22 on S W + S 15 on N. W faces -
marked with 2 notches
on E + 3 notches on
S edges. Dug pits 18 x
15 x 12 ins - in each see
5 1/2 ft. dist - and raised
a mound of earth 2
ft. high 4 1/2 ft. base
brought post from
which -

A pine 14 ins diam bro S 75° E
22 lbs dist. marked S. W. ^{R 29 E} S 23. B. S.
A pine 20 ins diam bro N 17° W -
22 lbs dist - marked ^{S 11 N} R 29 E. S 15. B. S.

Band level -

Soil 2nd rate

Timber Cedar + Pine

S. U. R 29 E. 5 + L. R. M.

Chains -

Vegetation Bushy grass

East on a random line bet,
Secs 14 + 23 -

ba 13° 50' E.

ascend gradually -

29.00 became timber bet. U + S.

40.00 set temporary 1/4 Sec Cor.

80.14 intersect U + S line 11 lbs

of bar to Secs - 13 - 14 - 23 + 24
from which Cor. I run

89.55 on a true line bet,

Secs - 14 + 23

ba 13° 50' E.

40.08 set a post 3 ft. long 4
ins sq - with marked
stone 12 ins in the

ground for 1/4 Sec Cor

S. W. R 29 E. S. + S. R W.

Chains

marked $\frac{1}{4}^S$ on N face Dug
 pits 18 x 18 x 12 ins E + W of
 post 5 1/2 ft. dist. and
 raised a mound of
 earth 1/2 ft. high 3 1/2 ft.
 base around post

80,16

The Cor to Sec 14-15-22+

23 -

Land level

Soil 2nd rate

Timber pine & cedar

Vegetation Bunchgrass

North hbr. Sec 14 + 15

to 150 50' E

Ascend gradually -

40,00

Set a post 3 ft. long 4
 ins sq with marked

D. N. R 29 E. S + S. R. M.

Chairs -

stone 12 ins in the ground
for 1/4 bee cor - marked 1/4 S
on W face. Dug pits 18x18x
12 ins W + S of center 5 1/2 ft.
diam. and raised a mound
of earth 1 1/2 ft. high 3 1/2 ft.
base around post

80.00

Set a post 4 ft. long 4 ins
sq. with marked stone
12 ins in the ground for
Cor to bees - 10 - 11 - 14 - 15

Duct 8 1/2 on ct. E. R 29 E. S 14 on S. E. S. 15 on S. W + S 10 on ct. W faces +
marked with 2 nolets

on E + 4 nolets on S
edges - Dug pits 18x18x
12 ins in each bee 5 1/2
ft. diam. and raised a
mound of earth 2 ft.
high 4 1/2 ft. base around
post

S. N. R 29 E. S. & S. R 24

Chains

Bound rolling
 Soil 2nd rate
 Vegetation Bunchgrass

East on a random line bet.
 Secs - 11 + 14

ba 13° 50' E

Descend -

40.00 Set a temporary 1/4 Sec Cor

80.13 Intersect - N + S line 12
 lbs S of Cor to Secs - 11 - 12 -
 13 + 14 - from which Cor
 I run

S 89° 55' W on a true line
 bet. Secs - 11 + 14


ba 13° 50' E

40.07 Set a post 3 ft. long
 4 ins sq with marks

S. W. R 29 E. S + S. R. M.

Plains -

stone 12 ins in the ground
for 1/4 Sec Cor. marked
1/4 S on N face. Dug pits
18 x 18 x 12 ins E + W of post
5 1/2 ft. dist. and raised
a mound of earth 1 1/2 ft.
high 4 1/2 ft. base around
posts.

80.13 The Cor to Secs - 10, 11, 14 + 15 -
Band rolling
Soil 2nd rate
Vegetation Bunchgrass


North bet. Secs 10 + 11
to 13° 50' E

40.00 around in center
set a post 3 ft. long
4 ins sq. with marked

S. W. R 29 E. S + S. R M.

Chairs

stone 12 ins in the ground
for $\frac{1}{4}$ Sec Cor marked
 $\frac{1}{4}$ S on W. face, Dug
pile 18 x 18 x 12 ins N + S
of stone $5\frac{1}{2}$ ft. dist +
raised a mound of
earth $1\frac{1}{2}$ ft. high $3\frac{1}{2}$
ft. base around post,
from which
A cedar 13 ins diam bro-
N 16° W - 39 lbs dist. marked
 $\frac{1}{4}$ S. B. S.

80,000

Set a Basalt stone
13 x 10 x 6 ins in the
ground for Cor to Sec
2-3-10 + 11 marked
with 5 notches on S
+ 2 notches on E edge
and raised a mound

T. H. R 29 E. S. 3, R. 11.

Chairs-

of stone along side, Pits
impracticable

Band Broken Hills -

Soil 2nd rate

Timber Cedar,

Vegetation Bushgrass



East on a random line
bet. Secs 2 & 11

to 130 50' E.

Acres -

40.00 Set a temporary 1/4 Sec
Cor.

7996 Intersect N + S line
S - lks - N of Cor to Secs -
1 - 2 - 11 + 12 from which
Cor I run -

N 89° 58' W one tree

S. N. R 292. S + S. R. M.

Chassis -

line bet. Secs - 2 + 11

to 130° 50' E.

39.98 Set a post 3 ft. long
3 ins sq - with marked
stone 12 ins in the ground
for $\frac{1}{4}$ Sec Cor - marked
 $\frac{1}{4}$ S on N face. Dug pits
18 x 18 x 12 ins E + W of
post 5 $\frac{1}{2}$ ft. dia. and
raised a mound of
earth 1 $\frac{1}{2}$ ft. high 3 $\frac{1}{2}$
ft. base around post

79.96 Sbc Cor to Secs - 2-3-10 + 11

Land rolling
Soil 2nd rate

Timber Cedar,

Vegetation Bunchgrass

S. N. R 29 E. S & S. R. M.

Chains

North on a random
line bet. Secs 2 & 3.

to $130^{\circ} 50' E$.

Descend

49.00 Set a temporary $\frac{1}{4}$ section

80.23 Subsequent N. boundary of

Spk - 15 lbs E of cor top
Secs 2-3-34 & 35 which

is a sand stone 12×10
ins set firmly in the
ground marked with
2 nails on E + 4 nails

on W edges + with
pits + marks in each
Sec $5\frac{1}{2}$ ft. dist.

from which Cor. Iron
is 6' E on a true line

S. W. R 29 E. S + S. R. W.

Charris -

Set Secs 2 + 3 -

to 13° 50' E.

40, 23 Set a post 3 ft. long
4 in sq - with marked
stone 12 in in the ground
for $\frac{1}{4}$ Sec Cor - marked
 $\frac{1}{4}$ S on W. face. Dug pits
15 x 15 x 12 in N + S of
post 5 $\frac{1}{2}$ ft. dist and
raised a mound of
earth 1 $\frac{1}{2}$ ft. high 3 $\frac{1}{2}$
ft. base around post

80, 23

Sec Cor to Secs - 2 - 3 - 10 or 11

Band mountains

Soil 3^d rate

Timber Fir + Cedar

S. W. R 29 E. S + S. R. M.

Uranis -

From the cor. to Secs. 3, 4, 33 + 34 on S. Boundary of
Sp which is a post in earth surrounded with pits.

Jan 1880 at the bet. Secs 33 + 34

from the cor to Secs 3-4-33+34
which is a post set
in a mound of earth -
properly marked & notched
& with pits in each Sec
5 1/2 ft. dia.



40,000 Set a post 3 ft. long 5
in dia with marked
stones 12 in in the ground
for 1/4 Sec cor. marked 1/4
on W face. Dug pits
18 x 18 x 12 in N + S of
post 5 1/2 ft. dia. and
raised a mound of
earth 1 1/2 ft high

S. N. R 29 E. S + L. R. M.

Chains.

80.00 $3\frac{1}{2}$ ft. base around post.
Set a lava stone $14 \times 10 \times 10$

is 9 ins in the ground
for the cor to sleep -
27-28-33+34 - marked
with 1 notch on S

+ 3 notches on E edge
Dug pits $15 \times 15 \times 12$ ins
in each see $5\frac{1}{2}$ ft. ditch
and raised a mound of
earth 2 ft. high $4\frac{1}{2}$
ft. base along side
Band mountains

Soil 3^d rats

Vegetation Bushy grass

I carefully examined the
adjustments of my solar
compass to day, particularly
the latitude and reversing

T. U. R. 29 E. 4 + S. R. W.

Claims -

apparatus and found them correct.

Aug 5 - 1882.

~~run from~~

East on a random line
bet. Secs - 27 + 34 -
ba 130 50' E.

40,000 Set a temporary $\frac{1}{4}$ Sec Cor
80,12 Intersect U + D line 12

lbs U of Cor - to Secs 26-27-
34 + 35. from which Cor
I run -

U + 90th and a true line
bet. Secs - 27 + 34. Same ba

40,006 Set a post 3 ft. long
4 ins sq - with marked
stones 12 ins in the
ground for $\frac{1}{4}$ Sec Cor

S. W. R 29 E. S 4 S. R. W.

Chassis.

marked $\frac{1}{4}$ S on N face
 Dug pits 15 x 15 x 12 ins -
 E + W of post $5\frac{1}{2}$ ft.
 dia and raised a mound
 of earth $1\frac{1}{2}$ ft. high
 $3\frac{1}{2}$ ft. base around post

80.12

The Cor to Secs 27-28-33+34

to and level

Soil 3^d rate

Timber Cedar.

Vegetation Bunchgrass

North bet. Secs 27 + 28
 to a $13^{\circ}50'$ E.

Demarc.

40.00

Set a post 3 ft long
 4 ins sq. with marked
 stone 1, 2 ins in the

T. H. R 29 E. S. R. W.

Chairs -

ground for $\frac{1}{4}$ sec cor,
marked $\frac{1}{4}$ S on W face
Dug pits 18 x 18 x 12 ins -
N + S of post $5\frac{1}{2}$ ft. dist
and raised a mound of
earth $1\frac{1}{2}$ ft. high $3\frac{1}{2}$ ft.
base around post

80.00 Set a post 4 ft long 4
ins sq - with marked
around 12 ins in the ground

for cor to Secs 21-22 & 27-28
T. H. R 29 E. S. R. W. 27 mi. S. E. S. 27 mi. S. W. R. 21 mi. W. face +
marked with 2 notches

on S + S notches on 2
edges. Dug pits 18 x 18 x
12 ins in each sec $5\frac{1}{2}$ ft.
dist - and raised a mound
of earth 2 ft. high $4\frac{1}{2}$
ft. base around post.
Sand mountains

T. H. R 29 E. S. & S. R. W.

Chains -

Soil 3rd rate.

Vegetation Bushy grass.

East on a road on
line bet. Secs - 22 + 27.

ba 13° 50' E.

Ascend - gradually.

25.00 Enter timber thro N. W -

40.00 Set - temporary $\frac{1}{4}$ Sec Cor.

80.19 Subsequent N + S line 5 lbs
S of Cor to Secs 22-23-26+27
from which Cor. Down
89° 50' W on a true line bet.
Secs - 22 + 27.

ba 13° 50' E.

40.09 Set a post 3 ft. long 4
ins sq with marked
stone 12 ins in the

S. N. R 29 E. S + S. R. M.

Chains -

ground for $\frac{1}{4}$ sec Co marked
N 4 S on N. face. Dug
pile 15 x 15 x 12 ins E of
of post $5\frac{1}{2}$ ft. dist, and
raised a mound of earth
 $1\frac{1}{2}$ ft. high $3\frac{1}{2}$ ft. base
around post, from which
a cedar 12 ins diam, brs N 30 E
5.4 lbs dist, marked $\frac{1}{4}$ S. B. S.

80.19

The bar to Secs - 21-22-27+28

found level

Soil 2nd rate

Timber Cedar

Vegetation Bluegrass.

North bet. Secs 21 + 22

to 130° 50' E.

Acres -

S. 11 N. R. 29 E. S. 5 S. R. 11 W.

Chairs

- 4.00 Enter timber hrs S. E. & N. W.
- 40.00 Set a post 3 ft. long 4 ins sq. with marked stone 12 ins in the ground for $\frac{1}{4}$ Sec. Cor - marked $\frac{1}{4}$ S on W face. Dug pits 18 x 18 x 12 ins N & S of post 5 $\frac{1}{2}$ ft. dia. and raised a mound of earth 1 $\frac{1}{2}$ ft. high 3 $\frac{1}{2}$ ft. base around post.
- 80.00 Set a sand stone 16 x 8 x 8 ins 10 ins in the ground for Cor to Secs. 15-16-21 & 22 - marked with 3 notches on S & 3 notches on E edges - Dug pits 18 x 18 x 12 ins in each Sec. 5 $\frac{1}{2}$ ft. dia. and raised a mound of earth 2 ft. high 4 $\frac{1}{2}$ ft

T. H. R 29 E. G + S. R. W.

Chains -

base along road, from which
a cedar 8 in dia has N 36° W
150 lbs dist. marked T. H. R 29 E
S 16. B. S.

Land rolling
dune ~~and~~ with
vegetation Bunchgrass.

East on a random line
bet. Secs - 15 + 22.

On 130° 50' E.

40.00 Descend gradually.
79.43 Set temporary 1/4 Sec Cor.
Entered N + S line 13 lbs
N of cor to Secs - 14, 15, 22 + 23,
from which Cor. I run
N 89° 54' W on a true line
bet. Secs 15 + 22

S. 1/4, R 29 E, S + S, R. M.

Chairs

va 13° 50' E.

39.92

Set a post 3 ft. long 4 in
sq. with marked ref. on
12 in in the ground for
1/4 Sec Cor, marked 1/4 S
on N face. Dig pits
15 x 15 x 12 in E & W of
post 5 1/2 ft. dia. and
raised a mound of
earth 1 1/2 ft. high 3 1/2 ft.
base around post.

79.83

The Cor to Secs - 15-16-21+22

Land rolling

Soil 2nd rate

Vegetation Bunchgrass

North bet. Secs 15 + 16

va 13° 50' E

T. H. R 29 E. G + L. R. W.

chains

Acres

40.00 Set a post 3 ft long 4 ins sq - with marked stone 12 ins in the ground for 1/4 sec. Cor. marked 1/4 S on W face. Dry pits - 15 x 15 x 12 ins NW S of post 5 1/2 ft. dist. and raised a mound of earth 1 1/2 ft. high 3 1/2 ft. base around post.

76.00 Top of mesa has E + W + described.

80.00 Set a post 4 ft long 5 ins sq with marked stone 12 ins in the ground for Cor. Sec. 9 - 10 - 15 - 16 - 17 - 18 - 19 - 20 - 21 - 22 - 23 - 24 - 25 - 26 - 27 - 28 - 29 - 30 - 31 - 32 - 33 - 34 - 35 - 36 - 37 - 38 - 39 - 40 - 41 - 42 - 43 - 44 - 45 - 46 - 47 - 48 - 49 - 50 - 51 - 52 - 53 - 54 - 55 - 56 - 57 - 58 - 59 - 60 - 61 - 62 - 63 - 64 - 65 - 66 - 67 - 68 - 69 - 70 - 71 - 72 - 73 - 74 - 75 - 76 - 77 - 78 - 79 - 80 - 81 - 82 - 83 - 84 - 85 - 86 - 87 - 88 - 89 - 90 - 91 - 92 - 93 - 94 - 95 - 96 - 97 - 98 - 99 - 100. S. 1/4 of Sec. 810 of T. 29 E. S. 15 N. S. E. 8 1/2 on S. W + S on N. W. faces marked with 3 notches on E + 4 notches on S faces - Dry pits 15 x 15

5.11.7. R 29 E. S. & S. R. M.

Chassis -

x 12 ins in each Sec 5 1/2 ft. disk and raised a mound of earth 2 ft. high 4 1/2 ft. base around post.

Band rolling
Soil 2nd rate

Timber Cedar

Vegetation Bunchgrass

East on a random line
bet. Secs 10 + 15 -

to 13° 50

Drum -

40.00

Set a temporary 1/4 Sec Cor

80.12

Submerged N + S line

4 lbs S of bar to Sec -

10-11-14 + 15 from which

S. W. R 29 E. 8 + S. R. M.

Charis -

Cor Drains
S 89° 50' W on a true line
bet. Secs - 10 + 15

to 13° 50' E.

40.06

Set a Basaltic stone 14
+ 8 + 8 + 10 ins in the
ground for 1/4 Sec Cor
marked 1/4 S on N face
Dug pits 15 + 15 + 12 ins
E + W of stone 5 1/2 ft. dia
and raised a mound of
earth 1 1/2 ft. high 3 1/2
ft. base along side

80.12

The Cor to Secs 9-10-15+16
Board rolling
Soil 2nd rate
Timber Cedar,
Vegetation Bunchgrass

T. N. R 29 E. S. S. R. M.

Chairs.

North lat. lines 9 + 10
 Va 13° 50' E

Proceed -

40.00 Set a sand stone 14 x 12
 + 9 ins 9 ins in the
 ground for $\frac{1}{4}$ Sec Cor,
 marked $\frac{1}{4}$ S on W face
 Dig pits 15 + 18 + 12 ins
 N + S of stone 5 $\frac{1}{2}$ ft.
 deep, and raised a
 mound of earth 1 $\frac{1}{2}$
 ft. high 3 $\frac{1}{2}$ ft. base
 along side

80.00 Set a sand stone 12 x 10 x 9 ins 8 ins in
 the ground for Cor to Secs 3-4-9+10 marked
 with 5 notches on S + 3 notches on E
 edges + raised a mound of stone along side
 pits impracticable.

Land broken hills -

Soil 3^d rate rocky -

Scattered Cedar - Shrub

T. 11 N. R. 29 E. S. 4 & 5. R. 11 N.

Chains

East on a random line
bet. Secs 3 + 10 -

ba $13^{\circ} 50' E$.

ascend -

40,00 Set a temporary $\frac{1}{4}$ Sec Cor

80,32 Intersect N + S line 25

lbs N of Cor to Secs 2-3

10 + 11 - from which Cor

Down -

N 89 49' W on a true line

bet. Secs 3 + 10

ba $13^{\circ} 50' E$.

40,16 Set a sand stone $14 \times 12 \times$

12 ins, 9 ins in the ground

for $\frac{1}{4}$ Sec Cor. marked

$\frac{1}{4}$ S on N. face, and

raised a mound of stone

alongside - Pits unpracticable

80,32 Set Cor to Secs - 3-4-9 + 10

S. H. R 29 E. T. & S. R. W.

Chassis -

Band rolling
Soil 2nd rate
Vegetation Bunchgrass

North on a random
line bet. Secs. 3 & 4,
T₁₃ 130° 50' E.

Described.

40.00 Set a temporary 1/4 section.

80.63 Intersect - N. boundary of
Sp - 28 lbs. E of bar 1st
Secs - 3-4-33 & 34 which
is a sandstone 22 x 14' in
set firmly in the ground -
marked with 3 stakes
on E & W edges & with
piles & markers in each

S. N. R 29 E. S + S. R. W.

chains

See, $5\frac{1}{2}$ ft. dist.

from which Cor I run
 to 12' E on a true line
 bet. sees 3 + 4 -

to $13^{\circ} 50'$ E.

40.63 Set a basalt stone 13×12
 $\times 10$ ins, 9 ins in the ground
 for $\frac{1}{4}$ Sec Cor. marked $\frac{1}{4}$
 S on W face, Dry pit
 $18 \times 18 \times 12$ ins N + S of stone
 $5\frac{1}{2}$ ft. dist. and raised -
 mound of earth $1\frac{1}{2}$ ft.
 high $3\frac{1}{2}$ ft. base alongside

80.63 The Cor to sees 3-4-9+10
 found rolling
 Soil 2nd rate
 veg station Bunchgrass

T. H. R 29 E, S + S. R. M.

Charris-

Aug 7 - 1882

From the Cor - to Secs
4 - 5 - 32 + 33 which is a
limestone 18 x 16 ins set firmly
in the ground marked with
2 notches on W + 4 notches
on E edges + with mounds
of earth + pits in each
Sec 5 1/2 ft. dia.

From North bet. Secs -
32 + 33.

ba 13° 50' E,

ascend -

40.00

Set a basalt stone

S. 11 N. R 29 E. S + S. R. W.

Chairs

14 x 12 x 3 ins 9 ins in the ground for 1/4 Sec Cor - marked 1/4 S on W face - Dug pits 15 x 18 x 12 ins N + S of stone 5 1/2 ft. dist. and raised a mound of earth 1 1/2 ft. high 3 1/2 ft. base along side.

64.00

Enter timber bed N + S.

80.00

Set a basalt stone 14 x 8 x 4 ins - 9 ins in the ground for Cor. to Secs 28-29/32 + 33 marked with 1 notch on S + 4 notches on E edges. Dug pits 15 x 18 x 12 ins in each Sec 5 1/2 ft. dist. and raised a mound of earth 2 ft. high 4 1/2 ft. bases along side

T. 11 N. R. 29 E. S. 9 + 8, R. 11 W.

Chassis

from which,
 A cedar & his district has
 N 34° W 27 lbs last -
 marked T. 11 N. R. 29 E. S. 29
 B. 5.

Band rolling
 Soil 2nd raft
 Timber Cedar,
 Vegetation Bunchgrass

East on a random line
 bet. Secs 28 + 33

To 15050' E,

Ascend - gradually -

40.00 Set a temporary 1/4 sec cor

80.15 - Intersect N + S line 10

lbs S of cor to Secs -

27 - 28 - 33 + 34 from

S. W. R 29 E. S + S. R W.

Chains -

while Cor. I run -
S 89° 50' W on a true line
bet. Secs 28 + 33

to a 130° 50' E.

40.08 Set a post 3 ft. long 4
ins sq. with marked stone
12 ins in the ground for
1/4 Sec Cor. marked N, S
on N face. Dig pits
18 x 18 x 12 ins E + W
of post 5-1/2 ft. dia.
and raised a mound
of earth 1 1/2 ft. high
3 1/2 ft. base around post.

80.15 The Cor to Secs 28-29-32+33.

Roll and rolling
Soil 2nd rate

Vegetation Bunchgrass



S. 11 N. R 29 E. S. 5 + S. R. M.

Chains

North but. Sec -

28 + 29

ba - 13° 50' E.

ascend.

40.00

hit a basalt stone

15 x 9 x 7 ins 10 ins in
the ground for $\frac{1}{4}$ Sec
Cor. marked $\frac{1}{4}$ S on

W. face and raised
a mound of stone
alongside, Pits impractical

51.00

Cross wire - bro N W + S E
ascend gradually -

80.00

hit a basalt stone 14

12 x 7 ins 9 ins in the
ground - for Cor to Sec
20 - 21 - 28 + 29 marked
with 2 nails on
5 + 4 nails on E

S. 11 N. R 29 E. S + S. R M.

Chains

edges, Dug pits 18 x 18 x 12
 up 5 1/2 ft. dirt. and raised
 a mound of earth 2 ft.
 high 4 1/2 ft. base along N-S
 band level.

Soil 2nd rate

Vegetation, Bushy grass

East on a random line
 bet. Secs - 21 + 28

on 13° 50' E.

Ascend gradually -

40.00 Set a temporary 1/4 Sec Cor.

80.36 Intersect N + S line 20 lbs

3 of Cor to Secs - 21 - 22 - 27 - 28 -

from which Cor. I run

S 89° 52' W on a true line

bet. Secs - 21 + 28

S. W. R 29 E. S + S. R. W.

Chassis

va 13° 50' E.

40.18

hit a basalt stone 14x12
x 8 ins 9 ins in the ground
for 1/4 Sec Cor. marked
1/4 S on N face. Dug
pit 18x18x12 ins E of W
of stone 5 1/2 ft. dist
and raised a mound
of earth 1 1/2 ft. high
3 1/2 ft. base alongside

8036

Sec Cor to Secs. 20-21-28729

found rolling

soil 2nd rate

vegetation, Bunchgrass

North bet. Secs. 20-21

va 13° 50' E

Ascend gradually

T. H. R. 29 E. 5 + S. R. W.

Chains-

40.00

Set a basalt stone $13 \times 10 \times 5$ ins - 9 ins in the ground for $\frac{1}{4}$ Sec Cor. marked $\frac{1}{4}$ S on W face. Dug pits $15 \times 15 \times 12$ ins N & S of stone $5\frac{1}{2}$ ft. dist & raised a mound of earth $1\frac{1}{2}$ ft. high $3\frac{1}{2}$ ft. base along side

50.00

Set a basalt stone $14 \times 8 \times 7$ ins, 9 ins in the ground for Cor to Secs - 16-17-20 & 21 marked with 3 notches on S + 4 notches on E edged, & raised a mound of stone along side - Pits unpracticable
 Sand rolling
 Soil 2nd rate

S. N. R 29 E. 5 + S. R. M.

Chavis

Vegetation Bushgrass -

East on a random line
bet. Secs 16 + 21.

to a $130^{\circ} 50' E$.

Ascend gradually -

40.00

Set a temporary $\frac{1}{4}$ Sec Cor.

51.00

Top of mesa bet - N.W. +
S.E. + descend.

80.26

Intersect N + S line
8 lbs N of bar to Secs -
15 - 16 - 21 + 22 from which
Cor. I run -

N 89° 57' W on a true line
bet. Secs - 16 + 21 -

to a $130^{\circ} 50' E$.

40.15

Set a post 3 ft long
4 ins sq with marked

D. W. R 29 E. S. & S. R. W.

charis

stone 12 ins in the ground
for $\frac{1}{4}$ sec cor - marked $\frac{1}{4}$ S
on N face. Dig pit
18 x 18 x 12 ins E & W of
post 5 $\frac{1}{2}$ ft. dia. and
raised a mound of earth
 $\frac{1}{2}$ ft. high 3 $\frac{1}{2}$ ft. base
around post.

80,26

The cor to Secs - 16, 17, 20 & 21

found rolling
soil 2nd rate
Vegetation Bushy grass
Siberian Cedar.

North bit, Secs 16 & 17
to 15050' E.

40,00

ascend gradually -
bit a post 4 ft. long

S. 117. R 29 E. 4 + S. R M.

Chairs

4 mis sq with marked
slats 12 in the ground
for 1/4 Sec Cor. marked 1/4
S on W face. Dug pits
18 x 18 x 12 mis N + S of
post 5 1/2 ft. dia. and
raised a mound of
earth 1 1/2 ft. high 8 1/2
ft. base around post.

80,000

Set a post 4 ft. long
5 mis sq with marked
slats 12 mis in the ground

for Cor to Secs - 8-9-16-17

S. 117. 89 on N. E. R 29 E. S 16 on S. E. S. 17 on S. W + S 8 on N. W. faces -
marked with 4 notches

on S + 4 notches on E
edged. Dug pits 18 x 18
x 12 mis in each Sec 5 1/2
ft. dia. and raised a
mound of earth 2 ft

S. W. R 29 E. S. 5 D. R. M.

Chairs

high 4 1/2 ft. base round post

Soil rolling
Soil 2nd rate

Vegetation Bunchgrass

East on a random line bet. Secs 9 + 10, to 130 50' E.

Ascend gradually.

20,00 Top of mesa bet. U + D + descent

40,00 Set a temporary 1/4 Sec Cor.

80,22 Interval - U + D line 10 lbs S of Cor to Secs - 9 - 10 - 15 + 16 from which Cor. - Down

S. 89 5/8 W on a true line

S. N. R 29 E. S + S. R. M.

Chairs

hub. bees - 9 + 16.

ba 13° 50' E

40,11

Set a post 3 ft. long 4
 ins sq. with marked
 slanted 12 ins in the
 ground for $\frac{1}{4}$ Sec Cor.
 marked $\frac{1}{4}$ S on N face
 Dry pile 18 x 18 x 12 ins
 E + W of post 5 $\frac{1}{2}$ ft.
 dist. and raised a
 mound of earth $1\frac{1}{2}$
 ft. high $3\frac{1}{2}$ ft. base
 draped post.

80,22

Sec Cor to bees 8-9-16+17-

found rolling

Soil 2nd rat

Vegetation Bunchgrasses

D. H. R 29 E. 8 + S. R. W.

Chains

North bet. Sec 8 + 9.

ba 150 50' E.

Descend gradually

40,000

Set a post 3 ft. long 4 in sq. with marked slot 12 in in the ground for $\frac{1}{4}$ Sec Cor. marked $\frac{1}{4}$ S on W face, Dig pits 15 x 15 x 12 in N + S of post 5 $\frac{1}{2}$ ft. dia. and raised a mound of earth 1 $\frac{1}{2}$ ft. high 3 $\frac{1}{2}$ ft. base around post.

80,000

Set a post 4 ft. long 4 in sq. with marked slot 12 in in the ground for

Cor to Sec 4-5-8 + 9
 S. 11. N. 34 mt. E. R 29 E. 89 on S. E. 85 on S. W + 85 on N. W. faces + marked with 5 notches on S + 4 notches on E

72

BOOK 100

S. 7. R 29 E. 5 r S. R, W.

Chains.

edges and raised a mound
of earth 2 ft. high $4\frac{1}{2}$ ft.
base mound flat.
from which -

A Cedar 8 in. diam. tree
N 22° E. 48 lbs dist -
marked S. 7. R 29 E. S 4. B 5.

Band Broken hills -

Soil 2nd rate

Vegetation, Bunchgrass.
—————

East on a random line
bet. Secs 4 + 9 -
to 13° 50' E

Ascend gradually -

40.00

Set a temporary 1/4 sec cor -

80.16

Intersects N + S line

8 lbs S of cor to Secs -

D. H. R. 29 E. S. & S. R. M.

Chairs -

3-4-9+10 from which Cor
I run
S & 957 W on a true line bet.
Dees 4 + 9
ba 13° 50' E.

40,08

Set a sand stone 14x12x
9 ins 9 ins in the ground
for 1/4 Dee Cor. marked 1/4
I ran the face & raised a
mound of stone alongside
Pits unpracticable -

80,16

The Cor to Dees - 4-5-8+9.
Sand rolling
Soil 2 $\frac{1}{2}$ rate
vegetation, Bunchgrass -

North on a random
line bet. Dees - 4 + 5

74

BOOK 100

S. N. R 29 E. 4 + S. R. W.

Chains

Va 13° 50' E.

Descend over rolling hills -
40.00 Set a temporary $\frac{1}{4}$ Sec
Cor.

79.93 Intersect N. boundary
of Sp - 35 lbs - E of Cor 101
Secs - 4 - 5 - 32 + 33 which
is a sand stone 14 x 10 mi
set firmly in the ground
marked with 2 stakes
on W + 4 stakes on E
edges + with pits +
infields in each Sec
5 $\frac{1}{2}$ ft. dia.

from which Cor 9
run

T. H. R 29 E. G + S. R. M.

Chairs

S 15' E on a true line
bet. Secs - 4 + 5 -

to 130 50' E.

39.97 Set a post 3 ft. long 4
ins sq with marked stone
12 ins in the ground for $\frac{1}{4}$
Sec. Cor marked $\frac{1}{4}$ S on
W face. Dug pits 18 x 18 x 12
ins N + S of post 5 $\frac{1}{2}$ ft.
dist. and raised a mound
of earth 1 $\frac{1}{2}$ ft. high 3 $\frac{1}{2}$
ft. base around post
from which
a cedar 10 in diam has 8020 E
27 lbs dist. marked $\frac{1}{4}$ S. B. S. 3

79.93 The Cor to Secs - 4 - 5 + 8 + 9
Sand rolling
Soil 2nd rate
Timber cedar

76.

BOOK 100


S. N. R 29 E. S. + S. R. W.

Chairs

Vegetation Bushy grass -
 I carefully examined
 the adjustments of my
 solar compass - to-day
 particularly the latitude
 & reversing apparatus &
 found them correct.

Aug 8 - 1882.

From the bar to Sec -
 5-6-31-32 which is a
 post set firmly in a mound
 of earth - properly marked
 & notches & with pits
 in each Sec - $5\frac{1}{2}$ ft.
 dia.



S. N. R 29 E. G + S. R. M.

Chairs-

From North bet. Decs 31 & 32
to 13050'E

Descend gradually.

40.00 Set a basalt stone 14x10
+ 7 ins 9 ins in the ground
for 1/4 Dec. Cor marked 1/4 S
on W face, Dig pits 18x
15x12 ins N + S of stone 5 1/2
ft. dia. and raised a mound
of earth 1 1/2 ft. high 3 1/2 ft
wide alongside

54.00 Enter timber line E + W + descend

80.00 Set a basalt stone 14x10x
6 ins - 9 ins in the ground
for Cor to Decs 29-30-31 & 32
marked with 1 notch on
S + 5 notches on E edges
and raised a mound of

T. H. R. 29 E. S. 1, R. 11.

Chains -

stone alongside - Pits
 impracticable,
 Band rolling,
 Soil 2nd ratf.
 Timber Cedar,
 Vegetation, Bunchgrass -

East on a random line
 bet. Secs. 29 + 32 -
 bearing 130° 50' E

ascend.

38.00 Leave timber line - N + S.
 40.00 Set a temporary 1/4 sec
 cor.

80.36 Intersect N + S line
 32 lbs S of cor to Secs -
 28 - 29 - 32 + 35 - from
 which cor. Drawn.

S. N. R 29 E. S. & S. R. M.

Chains.

294676 on a true line -
 bet. Secs 29 & 32
 on $13^{\circ} 50' E$,

40.18 Set a basalt stone $17 \times$
 9×5 ins. 12 ins in the
 ground for $\frac{1}{4}$ Sec. Cor.,
 marked $\frac{1}{4}$ Sec. N face.
 Dug pits $18 \times 18 \times 12$ ins.
 E & W of stone & raised
^{5 1/2 ft. dia}
 a mound of earth $1 \frac{1}{2}$
 ft. high $3 \frac{1}{2}$ ft. base
 along side

80.36 The Cot to Secs 29-30-31 & 32
 Band rolling
 Soil 2nd rate
 Timber Cedar
 Vegetation, Brushy grass.

S. 17. R 29 E. S. 1. S. R. M.

Chassis -

Went on a random line
bet. Secs - 20 & 21

ba 130° 5-0' E

Descend gradually -

40.00

Set temporary 1/4 sec cor -

81.28

Intersect W. boundary
of Sp - 6 2 lbs N of cor
to Secs - 25 - 30 - 31 & 36 -

which is a ^{fully set in ground} post, marked

S. 17. D 30 on N. E. R 29 E. S. 31 on S. E.

R 28 E. S. 36 on S. W. & D 25 on N. W. faces

with 1 notch on S & 5 notches on N

edges, earth mound around post

& pits in each sec 5 1/2 ft.

dist.

from which Cor D on
N 89° 33' E on a true

T. H. R 29 E. G + S. R. W.

Chassis

line bet. Secs - 30 + 31
ba 130° 50' E.

41.28 Set a basalt stone 13 x 11 x
6 ins 9 ins in the ground
for 1/4 Sec Cor. marked
1/4 S on N face. Dug pits
18 x 18 x 12 ins E + W of
stone 5 1/2 ft. dist. and
raised as mound of earth
1 1/2 ft. high 3 1/2 ft. base
along side.

81.28 The Home to Secs - 29 - 30 - 31 + 32
band rolling
Soil 2nd rate
vegetation Bunchgrass

North bet. Secs 29 + 30
ba 130° 50' E

S. N. R 29 E. 4 + S. R. M.

Chassis

- Decend.
- 40.00 Set a basalt stone 16 x 10
x 4 ins 10 ins in the ground
for $\frac{1}{4}$ Sec Cor. marked $\frac{1}{4}$
S on W face, Dry pits
18 x 18 x 12 ins. U + S of
stone 5 $\frac{1}{2}$ ft. dist. and
raised a mound of earth
 $\frac{1}{2}$ ft. high 3 $\frac{1}{2}$ ft. base
along side -
- 65.00 Cross gulch 10 lbs wide
Course W + ascend
- 80.00 Set a Basalt stone 15 x 8
x 8 ins 9 ins in the ground
for Cor to Secs 19-20-29 + 30
marked with 2 notches
on S + 5 notches on E
edged, Dry pits 18 x 18
x 12 ins in each Sec

T. N. R 29 E. S. 8 + S. R. M.

Charis.

5 1/2 ft. diam. and raised a
 mound of earth 2 ft. high
 4 1/2 ft. base alongside
 Sand mountains
 Soil 2nd rate
 Timber Cedar,
 Vegetation Bunchgrass

East on a random line
 bet. Secs - 20 + 29.
 to 130 5-0' E.

- ascend gradually -
- 40.00 Set a temporary 1/4 Sta Cor.
 - 61.00 Top of mesa bet - N + S. +
 descend
 - 80.12 Intersect N + S line 12
 lbs. S of bar to Secs 20-21
 28 + 29, from which

S. N. R 29 E. G + S. R. M.

Chairs

Cor - I run -

S 89° 5' 2" W on a true line
bet. Secs - 20 + 29.

ba 13° 50' E.

40,06

Set a basalt stone 16 x 12
x 5 - ins 10 ins in the ground

for 1/4 Sec Cor. marked

1/4 S on N. face and

raised a mound of

stone alongside ^{with impression of} ~~alongside~~

80,12

Set Cor to Secs 19 - 20 - 29 + 30

band level

soil 2nd rate

vegetation *Bunchgrass*

West on a random
line bet. Secs - 19 + 20

ba 13° 50' E.

S. N. R 29 E. S. 1. R. M.

Chassis -

Descend gradually.

40.00

Set a temporary $\frac{1}{4}$ Sec Cor.

81.67

Intersect W. boundary of
Sp- 41 lbs N of Cor. to Secs

19-24-25+30 - which is a

lime stone set firmly on the
ground - 10 x 10 ins - marked with

2 stakes on S + 4 stakes on N
edges - + mounds of earth

+ pits in each Sec, $5\frac{1}{2}$ ft,
diam.

from which Cor. I run

N 89° 32' E on a true line

bet. Secs - 19 + 30

to 10° 50' E,

41.67

Set a basalt stone

18 x 12 x 7 ins 12 ins in

S. 117. R 29 E. S. 15 S. R. 11 W.

Chairs

the ground for $\frac{1}{4}$ Sec Cor
marked $\frac{1}{4}$ S on N face
Dry pits 18 x 15 + 12 ins
2 + $\frac{1}{2}$ of stone 5 $\frac{1}{2}$ ft
dia, and raised a mound
of earth 1 $\frac{1}{2}$ ft. high 3 $\frac{1}{2}$
ft. base along side

81.67

The Cor to Secs. 19 + 20 - 29 + 30.

Sound rolling

Soil 2nd rot

Vegetation, Bunchgrass

North bet. Secs 19 + 20
to 13° 50' E,

Ascend -

40.00

Set a basalt stone
18 x 13 x 10 ins 12 ins in
the ground for $\frac{1}{4}$ Sec

S. N. R 29 E. S + S. R. M.

Chains

- Cor. marked $\frac{1}{4}$ S on W face and raised a mound of stone alongside, Pile impracticable
- 59.90 Top of Spur hrs E + W descend.
- 72.60 Cross gulch 5-lbs wide Course S W + ascend -
- 80.00 Set a Basalt stone $14 \times 12 + 9$ ins 9 ins in the ground for Cor to Secs - 17 - 18 - 19 + 20 marked with 3 notches on S + 5 notches on E edges - and raised a mound of stone alongside, Pile impracticable, from which a cedar 8 ins diam hrs N 40° W - 40 lbs dist - marked S. + N. R 29 E. S 18. D. S.

S. N. R 29 E. G. S. R. M.

Chassis

Round mountains
Soil s² rate.
Timber Cedar.

East on a random line
bet. Secs - 17 + 20
ba 13° 50' E,

Ascend.

- 16.00 Edge of Mea hrs - U + S.
18.00 W. side hrs due S - 4 chs.
23.00 Spring hrs due S - 5 chs.
40.00 Hit a temporary 1/4 Sec Cor.
40.26 Intersect U + S line 6 lbs
S of Cor to Secs 16-17-20+21
from which Cor. Drive -
S 89° 57' W on a true line
bet. Secs - 17 + 20
ba 13° 50' E

S. N. R 29 E. G + S. R. M.

Chains -

40,13 Set a Basalt stone 14x10x
 6 ins pins in the ground
 for 1/4 Sec Cor. marked 1/4 S
 on N face. Dig pits 18x
 18x12 ins E + W of stone
 5 1/2 ft. dist. and raised a
 mound of earth 1 1/2 ft
 high 3 1/2 ft base alongside.

80,26 The Cor to Secs 17-18-19+20
 Band level -
 Soil 2nd rate.
 Vegetation Bunchgrass

West on a random line
 bet. Secs 18 + 19.

to 10° 50' E.


Decend -

40,00 Set a temporary 1/4 Sec Cor

S. N. R 29 E. S + S. R. M.

Chairs

8274 Internal W-boundary
of Sp-55-lbs N of bar -
to Secs-18-19-24+19-
which is a limestone
10x10 ins. set firmly in the
ground, marked with 3 -
notches on N + S edges &
with pits + mounds of earth
in each Sec 5 1/2 ft. dia.



from which Cor - Iron
N 89° 45' E on a true line
bet. Secs 18 + 19
to 13° 50' E.

4274 Set a basalt stone
14x12x9 ins. in the
ground for 1/4 Sec Cor

T. H. R 29 E. S. & S. R. M

Chains

marked $\frac{1}{4}$ S on N face
 Dug pits 18 x 18 x 12 ins E + W
 of stone $5\frac{1}{2}$ ft. dist +
 raised a mound of earth
 $1\frac{1}{2}$ ft. high $3\frac{1}{2}$ ft. base
 elongated

82.74

The Cor to Decs - 17-18-19 + 20
 Sand mountainous
 Soil 3^d rate
 Timber Cedar.

North bet. Decs 17 + 18.
 to $13^{\circ} 50'$ E.

Ascend gradually.

16.00

Edge of mesa bet N, W + S. E

40.00

Set a basalt stone $14 \times 11 \times$
 6 ins - 10 ins in the ground
 for $\frac{1}{4}$ Dec Cor. marked

T. H. R. & E. G. & S. R. M.

Chassis.

$\frac{1}{4}$ S on W face and raised a mound of stone alongside, ^{pts} impracticable.

65.00 Top of Mesa hrs. E + W + descent -

80.00 Set a Basalt stone 12 x 11 x 8 ins 8 ins in the ground for bar to desc -
 f-8-17 + 18. marked with 4 notches on S

+ 5 notches on E edge - and raised a mound of stone alongside ^{pts impracticable.}
 Band level -

Soil 2 - rate -

Vegetation Bunchgrass

D. N. R 29 E. S. & S. R. M.

Chairs -

East on a random line
bet. Secs 8 + 17.

ba 130° 50' E.

Descend gradually -

40.00

Set a temporary $\frac{1}{4}$ Sec Cor.

80.08

Intersect N + S line 1.6

lbs S of Cor to Secs - 8 -
9 - 16 + 17 - from which
Cor. S. end -

S 89° 55' W on a true line
bet. Secs 8 + 17.

ba 130° 50' E.

40.04

Set a post 4 ft. long
4 ins sq for $\frac{1}{4}$ Sec Corf
with marked - stone

12 ins in the ground -

marked $\frac{1}{4}$ Sec N face -
Dug pits 18 x 18 x 12 ins
E + W of post 5 $\frac{1}{2}$ ft

S. N. R 29 E. S. + S. R. W.

Chassis -

80.00

disk, and raised a mound
of earth $1\frac{1}{2}$ ft. high $3\frac{1}{2}$
ft. base around post.
The car to Dec 7-8-17+18
Bound level
Soil 2 = 2 rate
Vegetation Bushy grass
Aug 9 - 1882

Went on a random line
bet. Dec 7 + 18
to $15^{\circ} 50' E.$

40.00

Accred gradually.
Set a temporary $\frac{1}{4}$ dia
car -

83.60

Intersects W. boundary
of Sp 19 - the N of car to
Dec - 7-12-13 + 18

S. 11 N. R 29 E, S + S. R. M.

Chains-

which is a lava stone
 18 x 12 ins set firmly in the
 ground marked with 4 notches
 on S + 2 notches on N edges &
 with a mound of stone
 alongside -

from which Cor Iron
 N 89° 52' E on a true line
 bet. Secs 7 + 18,
 Va 130° 50' E,

45,60 Set a basaltic stone 16 x 12 x
 7 ins 10 in in the ground
 for 1/4 Sec Cor, marked
 1/4 S on N face, Aug
 pile 18 x 18 x 12 ins E of W
 of stone 5 1/2 ft. dist &

76.

BOOK 100

T. T. R 29 E. S. + S. R. M.

Chairs-

raised a mound of earth
 $1\frac{1}{2}$ ft. high $3\frac{1}{2}$ ft. base
 along side

83.60 The Cor to Secs 7-8-17+18-

Band level-

Soil 2nd rate

Vegetation Bunchgrass

North bet. Secs 7+8,
 to $13^{\circ} 50' E$,

Descend.

40.00 Set a basalt stone $10 \times$
 10×10 ins 6 ins in the
 ground for $\frac{1}{4}$ Sec Cor
 marked $\frac{1}{4}$ S on W face
 Dry pits $18 \times 18 \times 12$ ins
 N + S of stone $5\frac{1}{2}$ ft.
 dist and raised a

S. N. R 29 E. S + S. R. M.

Chains

80.00

mound of earth $1\frac{1}{2}$ ft.
 high $3\frac{1}{2}$ ft. base alongside
 set a basalt stone 12×10
 $\times 7$ ins 4 ins in the
 ground for Cor to base
 4-6-7+8 - marked with
 5 nolettes on S + 5 nolettes
 on E edges - Dug pits
 $18 \times 18 \times 12$ ins in each
 dir. $5\frac{1}{2}$ ft. dia. and
 raised a mound of
 earth 2 ft. high $4\frac{1}{2}$
 ft. base alongside
 Sand rolling
 Soil 2nd rate
 Vegetation Bunchgrass

S. 11 N. R 29 E. G + S. R, W

Chains

East on a random line
bet. bees 5 + 8.

ba 13° 50' E.

Descend gradually -

40.00 Set a temporary $\frac{1}{4}$ sec cor

59.00 Cross gulch 10 lbs wide

Course N 21° W + ascend

80.41 Intersect N + S line 31

lbs N of cor to bees

4-5-8 + 9 from which
cor drawn -

N 89° 47' W on a true line
bet. bees 5 + 8.

ba 13° 50' E.

40.21 Set a sand stone 13

$\times 12 \times 9$ ins - 9 ins in the

ground for $\frac{1}{4}$ sec cor -

marked $\frac{1}{4}$ S on N face

Dug pits 18 + 18 + 12 ins

S. W. R 29 E. S. + S. R. W.

Uranis

E + W of stone $5\frac{1}{2}$ ft. dist.
and raised a mound of earth
 $1\frac{1}{2}$ ft. high $3\frac{1}{2}$ ft. base
along side

8041 The Cor to bees - 5-6-7 + 8
Band rolling
Soil 2nd salt
Vegetation Bunchgrass

Went on a random line
bet. bees. 6 + 7.
ba 13050' E.


Descend gradually -
4000 hit a temporary $\frac{1}{4}$ bee
cor.

8470 Intersect W. boundary
of Sp - 13 lbs N of Cor
to bees - 1-6-7 + 12

S. 11 N R 29 E. S. 1 S. R. 1 W.

Chains -

which is a lime stone
14 x 6 ins - set firmly in the
ground marked with 1 notch
in N + 5 notches on S edges &
with a mound of stone
on North side



from which Cor. Iron
is 89° 54' E on a true line
bet. Secs - 6 + 7.
true 13° 50' E.

44.70 Set a basalt stone 13 x 10
x 5 ins 9 ins in the ground
for 1/4 Sec Cor. marked
1/4 S on N face. Dig
pits 15 x 15 x 12 ins E + W
of stone 5 1/2 ft. dist

S. 1/4 R 29 E. S. 1. R. 11.

Chassis -

and raised a mound of earth 1 1/2 ft. high 3 1/2 ft. base along side

84.70

The Cor to Secs 5-6-7+8.

Land rolling

Soil 2 - 20' at

vegetation, Bunchgrass

North on a random line bet. Secs 5 + 6.

ba 130° 50' E.

Descend -

40.00

Set a temporary 1/4 sec Cor.

55.08

Cross gulch 6 lbs wide

Course N.W. + ascend -


80.60

Intersect N. boundary of Sp. 25 lbs E of Cor to Secs - 5-6-31+32 which

S. 11. N. R 29 E. S + S. R. W.

Chairs

is a sand stone 10x10 ins
set firmly in the ground
marked with notch
on W + 5 notches on E
edges + with pits +
reounds in each see
5 1/2 ft. dist,



from which Cor Drum
S. 11 E on a true line
bet. sees 5 + 6,

then 130° 50' E.

40.63

Set a sand stone 10x
8x8 ins 6 ins in the
ground for 1/4 see Cor
marked 1/4 S on W
face. Dig pits 18x18x

T. H. R 29 E. G + S. R. M.

Chavis

12 ins N + S of stone 5 1/2 ft. dia. and raised a mound of earth 1 1/2 ft. high 3 1/2 ft. base alongside

80.63

The Cor to Sec 5-6-7+8.

Land mountains

Soil 3^d rate

Timber scrub Cedar,

I carefully examined the adjustments of my Solar Compass to day, particularly the latitude + referencing apparatus, and found them correct.

Aug 10 - 1852

General Description -

The land in this town-
ship is rolling -

Soil 2nd & 3rd rate.

The entire township
is covered with scattering
pine & cedar timber -
and the abundant growth
of grass over the whole
township renders it
valuable for grazing
purposes -

Thomas Perez has
a house, fence, and
cornell and about 20
acres under cultivation
on N. W. $\frac{1}{4}$ Sec 20 -
valued at about \$400⁰⁰

U. S. Surveyor General's Office,
Tucson, Arizona, January 12, 1883.

The foregoing Field Notes of the survey of

Subdivision Lines
of Township 11 North
Range 29 E.

of the Gila and Salt River Base and Meridian, Arizona,
executed by A. P. Johnson,
D. S., under his contract of the 8th day of
June, 1882, having been critically ex-
amined and the necessary corrections and explanations
made, the said Field Notes and the surveys they de-
scribe, are hereby approved.

J. W. Robbins

Surveyor General.