

No-103

2  
1

7

BOOK 103

# Field Notes

OF THE SURVEY OF THE

*SUBDIVISION LINES*

- OF -

Township 11 *N.* Range 30 *E.*

*Gila and Salt River Base and Meridian*

**ARIZONA.**

By *A. P. Johnson* D. S.

under contract dated *June 8* 188*2*

Survey commenced *July 28* 188*2*

Survey completed *Aug 3* 188*2*

No-103

103

103

1A

BOOK 103

INDEX DIAGRAM.

Township 11 North

Range 30 E

6	107	5	76.	4	59.	3	39.	2	20.	1
105		104		77.		57.		38.		18.
7	102.	8	75.	9	56.	10	36.	11	17.	12
100.		98.		73.		54.		35.		15.
18	97	17	71.	16	52.	15	33	14	13.	13
95		93		70		51.		31.		11.
19	92.	20	68.	21	49.	22	29.	23	10.	24
90		88		66		48.		28		8.
30	87	29	65.	28	46.	27	26.	26	6.	25
85.		83		63.		44.		24.		4.
31	81.	32	61.	33	42.	34	22.	35	2.	36

Gila and Salt River, Arizona.

S. W. R. 20 E. S. S. R. M.

chains -

Survey commenced  
July 28<sup>th</sup> 1882 with  
A. B. Felt's patent improved  
Solar Compass -  
nearly new - and  
in first rate order  
made by Otto Faurel  
of Basel Germany  
in 1881 -

S. 11 N. R 30 E. S 3 S. R. W.

blains

From the box to Decs 35-36  
172 - which is a post 4  
ins sq. set firmly in a  
mound of earth, marked  
S. 11 N. S 34 on N E. R 30 E. S,  
on S E. S. 10 N. S 2 on S. W. &  
S 35 on N. W. faces & 1 notch  
on E & 5 notches on W edges &  
fits in each dec.  $5\frac{1}{2}$  ft.  
distant

I run N - bet. Decs 35 & 36 -

to  $13^{\circ} 44' E$ .

Descend gradually.

38.250<sup>00</sup> Gulch 10 lbs wide confine N 50°

W - soft deep - & ascend

40.00 Set a post 3 ft. long 3 ins  
sq. with marked stones,

12 ins in the ground, - facing

$\frac{1}{4}$  Dec Cor - marked  $\frac{1}{4}$



S. 11 N. R. 30 E. S. 3 & S. R. 11

blains -

on W. face Dry pits 18 x 18  
x 12 ins - N + S of post 5 1/2 ft  
dist and raised a mound  
of earth 1 1/2 ft. high 3 1/2 ft  
base around post.

74.75 Ridge, bes N. W + S. E. + Secs  
80.00 dit of post 4 ft. long 4 ins

sq. with marked stone  
12 ins in the ground for

Cor to Secs 25 - 26 - 38 - 36

S. 11 N. S. 25 on N.E. R. 30 E. S. 36 on S. E. S. 35 on S. W. + S. 26 on W. face -  
marked with 1 notch on

S. 3 1 notch on E edges -

Dry pits 18 x 18 x 12 ins, on  
each Sec - 5 1/2 ft. dist and  
raised a mound of earth  
2 ft. high 4 1/2 ft. base around  
post - from which -

A cedar 10 ins diam bes. S 10° E.

55-lbs dist. marked S. 11 N. R. 30 E. S. 36

S. 11 N. R. 30 E. S. 3 S. R. 11 W.

chains

A pine 8 ins diam bro N 33° E.  
78 lbs dist, marked - S. 11 N. R. 30 E. S. 3 S.

Band rolling

Soil 2<sup>nd</sup> + 3<sup>rd</sup> plate

Vegetation Bushy grass -

Timber - Pine & Cedar.

East on random line bet -

Secs - 25 + 36

bearing 13° 44' E.

ascend.

2.25 - Enter timber bro - N + S -

40.00 Set temporary 1/4 Sec Cor.

79.83 Intersect E boundary of Sp.

10 lbs N of Cor to Secs 25 + 36 - 31736

which is a post 4 ins sq.

set firmly in a mound  
of earth, marked S. 11 N. S. 30

S. W. R 30 E. S + S. R W.

blains

on N. E. R 31 E. S 31 on S. E.  
R 30 E. S 36 on S W + S 25  
on N. W faces - with 5 notches on  
+ 1 notch on S edges + pits  
surrounds in each Sec, 5 1/2 ft.  
dist.

from which Cor. Iron  
S 89.5 W on a true line bet  
Secs - 25 + 36

ba 13.44' E.

3992

Set a post 3 ft. long 3 in  
sq. with marked stone 12  
ins in the ground for 1/4 Sec  
Cor. marked 1/4 on N. face  
Dig pits 18 x 18 x 12 ins E + W  
of post 5 1/2 ft. dist and  
raised a mound of earth  
1/2 ft. high 3 1/2 ft. diam -  
around post.



S. 11 N. R 20 E. S + S R M

blains -

fita 18x18x12 ins N + S of  
post 5 1/2 ft. dist and raised  
mound of earth 1 1/2 ft. high  
3 1/2 ft. ~~base~~ around post

80.00 Set a post 4 ft. long 4 ins  
sq. with marked stoupe - 12  
ins in the ground for con-  
marked S 11 N. S 24 m N E. R 20 E. S 25 m S. E. S. 26 m S W + S 23 m N W  
to Decs - 23 | 24 - 25 - 26 with

1 notch on E + 2 notches on  
S edges. Dig pits 18x18x  
12 ins in each Dec 5 1/2 ft.  
dist and raised a mound  
of earth 2 ft. high 4 1/2 ft.

blue - ~~always~~  
marked post,  
Band rolling

Soil 2<sup>nd</sup> + 3<sup>rd</sup> rates.

Timber - Pine + Cedar

Vegetation, Bunchgrass



T. U. R 30 E. S. 1 S. R. M.

chains-

East on a random line bet.  
Secs 24 + 25-

ba 13° 44' E.

Ascend-

11.50 Cross ridge bet- N E + S. W-  
+ descend.

40.00 Set temporary 1/4 Sec Cor.

79.89 Intersect E boundary of Sp  
6 lbs S. of Cor to Sec 19 + 24-25-30  
which is a post 4 ins sq.  
set firmly in a mound of earth  
marked T. U. S. 19 on N E. R. S. 1 E  
S. 30 on S E. R. 30 E. S. 25 on S W  
+ S. 24 on N. W faces - with  
4 notches on N + 2 notches  
on S edges + file <sup>in each Sec</sup> ~~in each Sec~~  
5/2 ft. del. in each Sec,

from which Cor. Iron

S. N. R 30 E. G. S. R. M.

Chains

S 89° 57' W on a true line but  
 Decs - 24 + 28 -

or 13° 44' E.

39.94

Set a post 3 ft. long 3 in  
 sq. with marked corners  
 12 in in the ground, for  
 1/4 sec cor. marked 1/4 on  
 N. face. Dug pits 18 x 18 x 12  
 in E + W of post 5 1/2 ft.  
 dist and raised a mound  
 of earth 1 1/2 ft. high 3 1/2 ft  
 base around post.

79.89

The Cor. to Decs - 23, 24, 25, 26

Land rolling

Soil 2<sup>nd</sup> rate.

Timber Pine & Cedar.

Vegetation, Bunchgrass

S. N. R 20 E. S 3 S. R W.

Chains

North lub. Sec 2 3 &amp; 24

Tn 13° 44' E.

ascend.

31.00 <sup>5 ft.</sup> Ridge 30 ft. high brs E & W  
& descend.40.00 Set a post 3 ft. long 3 in  
sq. with marked slot  
12 ins. in the ground. for  $\frac{1}{4}$  sec  
Cor. marked  $\frac{1}{4}$  on the face.  
Dug pits 18 x 18 x 12 ins N & S  
off post 5 1/2 ft. dia and  
raised a mound of earth  
1 1/2 ft. high 3 1/2 ft. base around  
post.

44.30 Sheep corral brs. W. 51 lbs dist.

45.94 House brs. N 88° 35' W 178 lbs dist.

58.00 Beam timber brs E &amp; W.

80.00 Set a post 4 ft. long 4 in sq.  
with marked slot 12 ins.

S. 11. N. R 30 E. G + S K. W.

Chassis-

in the ground for Cor to  
 Decs - 13-14-23 + 24 - marked  
 S. 11. N. S 15 on N. E. R 30 E. S 24 on S. E. S 23 on S. W. S 14 on N. W. faces.  
 with 3 notches on S + 1 notch  
 on E edges. - Dig pits  
 18 x 18 x 12 <sup>in each place</sup> ~~the S of stone~~  
 5 1/2 ft. dist and raised  
 a mound of earth 2 ft.  
 high 4 1/2 ft. base around  
 post.

Band rolling

Soil 2<sup>nd</sup> ratf

Timber Pine + Cedar.

Vegetation, Bunchgrass

East on random line bet,

Decs 13 + 24


to 13<sup>00</sup> 4' E

Decend

T. W. R. S. E. G. S. R. M.

Chains -

28,90 Cross low bag hrs. U + S + ascend.  
 4000 Set temporary  $\frac{1}{4}$  Sec Cor.  
 79,81 Intersect E. boundary of Sp-  
 14 lbs S of Cor to Secs 13, 18, 19, 24  
 which is a basalt stone  
 16 x 14 ins set firmly in  
 the ground marked with  
 3 mollets on U + S edges  
 + pits + mounds in each  
 sec,  $5\frac{1}{2}$  ft. diam.



from which Cor. I run  
 S  $89^{\circ} 54' W$  on a true line  
 bet. Secs 13 + 24

ba  $13^{\circ} 44' E$ ,

39,90 Set a basalt stone 18 x 16 x 13  
 ins 12 ins in the ground for



S. W. R 30 E. G. S. R. M.

Chains.

$\frac{1}{4}$  Sec. Cor. marked  $\frac{1}{4}$  on N  
face - Dry pits 18 x 18 x 12 ins  
E + W of stone  $5\frac{1}{2}$  ft. dist  
and raised mound of earth  
 $1\frac{1}{2}$  ft. high  $3\frac{1}{2}$  ft. base along  
post.

79.81

The Cor. to Secs. 13, 14, 23 + 24

Round rolling

Soil 2<sup>nd</sup> rath.

Vegetation, Bunchgrass.

North bet. Secs 13 + 14,

va 13° 44' 2.

Descend

40,00

Set a post 3 ft. long 3 ins  
sq with marked stone  
12 ins in the ground  
for  $\frac{1}{4}$  Sec. Cor. marked

S. 11. N. R 30 E. S 1. R. M.

Chairs -

- 1/2<sup>1</sup>/<sub>2</sub> on W. face. Dug pits  
 18 x 18 x 12 ins N + S of post  
 5 1/2 ft. dist. and raised  
 a mound of earth 2 1/2 ft.  
 high 3 1/2 ft. base around post.
- 66.37 Cross low dug hrs. N, W, + S E +  
 around.
- 80.00 Set a basalt stone 16 x 18 x  
 9 ins 12 ins in the ground  
 for cor. to Secs - 11 - 12 - 13 + 14 -  
 marked with 4 matches  
 on S + 1 match on E edge  
 Dug pits 18 x 18 x 12 ins  
 in each Sec 5 1/2 ft. dist  
 and raised a mound  
 of earth 2 ft. high 4 1/2  
 ft. base along side  
 sand rolling  
 soil 2<sup>nd</sup> rate

S. 11. 7. R 30 E. S. 1. S. R. W.

Chains.

Vegetation, Bunchgrass -  


East on a random line  
 bet. Secs 12 + 13 -

ba 13° 44' E.

ascend

22.90

Top of ridge bet. N + S. & descend

23.50

Enter timber bet N + S ~~and~~

40.00

Set temporary 1/4 Sec Cor

79.77

Intersect E. boundary of  
 Sp- 4 lbs N, of Cor to Sta  
 7. 12, 13 + 18 which is a  
 post set firmly in a mound  
 of earth - marked S. 11. 7. S 7 out N. E.  
 R 31 E S. 18 out S. E. R 30 E. S. 15 out S. W.  
 + S. 12 on N. W. faces & 2 notches  
 on N + 4 notches on S edges -  
 with pits in each

S. 11 N. R 30 E. S. 4 + 5. R. M.

Chains-

Sec.  $5\frac{1}{2}$  ft. dist.

from which Cor. D run  
S $49^{\circ}58'$ W on a true line bet. Sec

12 + 13

ba  $13^{\circ}44'$  E.

3988

Set a post 3 ft. long 3 in  
sq. with marked stakes, 12  
into in the ground for  
 $\frac{1}{4}$  Sec. Cor. marked  $\frac{1}{4}$  on  
N face - Dig pits  $18 \times 18 \times$   
12 ins E + W of post  $5\frac{1}{2}$  ft  
dist. and raised a mound  
of earth  $1\frac{1}{2}$  ft. high  $3\frac{1}{2}$  ft.  
base around post.

7977

The Cor to Sec. 11-12-13 + 14.

Land rolling

Soil 2<sup>nd</sup> ratf.

Timber, Pine + Cedar.

S. 11 N. R 30 E. S. 8. R 11.

Charris.

Vegetation, Bunchgrass.

North bet. Secs 11 + 12.  
 Va 130441 E.

ascend.

27.15 Top of ridge bet. N. W + S. E.  
 + descend.

40.00 Set a lava stone  $16 \times 15 \times 9$   
 ins  $12$  ins in the ground  
 for  $\frac{1}{4}$  sec cor. unmarked  $\frac{1}{4}$  S  
 on W face - Dry pit  
 $18 \times 18 \times 12$  ins N + S of stone  
 $5\frac{1}{2}$  ft. dist and raised  
 a mound of earth  $1\frac{1}{2}$  ft.  
 high  $3\frac{1}{2}$  ft. base along side.

47.50 Cross low bog bet. N W + S E  
 ascend,

80.00 Set a sand stone  $18 \times 17$



S. H. R 30 E. 4 + S. R. M.

Chairs

x 4 ins 12 ins in the ground  
 for Cor to Secs. 1, 2, 11 & 12  
 marked with 1 molete on  
 2 + 5 moletes on Sedges  
 Dry pits 18 x 18 x 12 ins in  
 each Sec 5 1/2 ft. dia and  
 raised a mound of earth  
 2 ft. high 4 1/2 ft. base  
 along side

Boiled rolling  
 Soil 2<sup>nd</sup> rate

Vegetation, Bunchgrasses  


East on a random line  
 bet. Secs 1 + 12.

ba 13° 44' E

Descend

29.50 Cross wash 25 lbs wide

S. 7. R 30 E. G. & S. R. M.

Chassis -

Course N 30° W + ascend -  
 40.00 Set temporary  $\frac{1}{4}$  Sec Cor.  
 79.80 Intersect E boundary of  
 Sp 22 lbs south of Cor  
 to Secs 1, 6, 7 + 12 which  
 is a lava stone 12 x 10 ins  
 set firmly in the ground -  
 marked with 1 notch on  
 N + S notches on S edges  
 + with pits + mounds  
 in each Sec  $5\frac{1}{2}$  ft. dist.

from which Cor - Green  
 S 89° 50' W on a true line  
 bet. Secs 11 + 12

ba 13° 44' E.

39.90 Set a basalt stone  
 16 x 14 x 9 ins 12 ins in

S. N. R 30 E. N + S. R M.

Chains -

the ground for  $\frac{1}{4}$  sec cor,  
 marked  $\frac{1}{4}$  on W face  
 Dry pits  $18 \times 18 \times 12$  ins  
 2 + ft of stone  $5\frac{1}{2}$  ft. dist.  
 and raised a mound of  
 earth  $1\frac{1}{2}$  ft. high  $3\frac{1}{2}$  ft.  
 base along side

79.80

The Cor to Sec - 1, 2, 11 + 12

Land rolling

Soil 2<sup>nd</sup> rate

Vegetation, Bunchgrass

—————

on a random line,

Northly bet. Secs 1 + 2,

to  $13^{\circ} 44' E$

Ascend,

29.75

Spur - 40 ft. high bet N.E. + descend -

40.00

Set temporary  $\frac{1}{4}$  sec -  
 Cor -

S. 11 N. R 30 E. S. 33. R. 11.

Chairs

79.40

Intersect N boundary  
of Tp- 13 lks E of Cor lot  
Secs. 1, 2, 35 + 36 which  
is a basalt stone 10 x 8  
ins set firmly in the ground  
marked with 1 notch on  
E + 5 notches on W edges  
+ pits + mounds in  
each sec. 5 1/2 ft -  
diam.



from which Cor. I run  
S 6' E on a true line bet.  
Secs. 1 + 2.

ba 13° 44' E

39.40

Set a sand stone 16 x 13  
x 10 ins 12 ins in the ground  
for 1/4 Sec Cor, marked

S. N. R 30 E. S 4 S. R. W.

Chassis-

$\frac{1}{4}$  S on W face, Dug pits  
18 x 18 x 12 ins N + S of stone  
5  $\frac{1}{2}$  ft. dist. and raised  
a mound of earth  $1\frac{1}{2}$  ft.  
high  $3\frac{1}{2}$  ft. base along side.

79.40

The box to be - 1 - 2, 11 x 12

Band rolling  
soil 2<sup>nd</sup> rate.

Vegetation Bunchgrass.

July 28 - 1882.

From the cor to be

34 - 35 - 2 + 3 which is  
a post 4 ins sq <sup>in mound of earth</sup> marked - S 11 W  
S 35 on N, E, R 30 E. S. 2 on S. <sup>E</sup> ~~W~~  
S 10 N S 3 on S. W + S 3 on N, W.  
faces - 7 with 2 notches on E +  
4 notches on W edges + pits



D. H. R. 30 E. S. 12. R. M.

Chairs -

in each Sec.  $5\frac{1}{2}$  ft.  
dist.



Draw north bet. Secs  
34 + 35,

to  $13^{\circ}44'$  E.

Acres.

40.00

Set a post 3 ft. long 3 in  
sq. with marked stones,  
12 in. in the ground, for  
 $\frac{1}{4}$  Sec cor. marked  $\frac{1}{4}$  on  
W. face. Dig pits 18 x 18 x  
12 ins N + S of post  $5\frac{1}{2}$  ft.  
dist and raised a mound  
of earth  $1\frac{1}{2}$  ft. high  $3\frac{1}{2}$  ft.  
diam around posts.

80.00

Set a post 4 ft. long 4  
in sq. with marked

5.11. R 30 E. S + S. R. M.

Chairs

stone 12 ins in the ground  
 for Cor. to Dec 26-27-34  
 5.11. S. 26. N. E. R. 30. E. S. 35. on E. S. 34. on S. W. + S. 27. on W. face of  
 S. 35. marked with 2 notches

on E + 1 notch on S

edges - Dug pits 18 x 18 x

12 ins in depth Dec 5 1/2

ft. dist. and raised a

mound of earth 2 ft. high 4 1/2 ft. base ~~along post~~  
 around post

Band rolling

Soil 2<sup>nd</sup> ratf

Vegetation, Bunchgrass

East on a random line  
 bet. Dec 26 + 35

ba 13° 44' E,

Descend,

40.00 dit temporary 1/4 Dec. Cor.

T. H. R 30 E. S. 1. R. M.

Chains

71.50 cross gulch 10 lbs wide, course  
N 17° W - and ascend,

77.90 Top of ridge bar - N 25° W +  
descend

79.91 Intersect N + S line 7  
lbs south of cor to Secs  
25 - 24 - 35 + 34 from which  
Cor - 9 run

S 89° 57' W on a true line bet.  
Secs 24 + 35,

ba 13° 44' E,

39.95 Set a post 3 ft. long  
3 ins sq. with marked  
stone 12 ins in the ground  
for  $\frac{1}{4}$  sec cor. marked  
 $\frac{1}{4}$  on N face - Dug pits  
18 x 18 x 12 ins E + W of  
post 5 1/2 ft. dist and  
raised a mound of

S. N. R 30 E. 4 + S. R. M.

Chains -

earth 1/2 ft high 5/2 ft,  
base around post.

79.91

The Cor-to Secs - 26-27-34+35

Band rolling  
Soil 2<sup>nd</sup> half

Timber Cedar.

Vegetation Bunchgrass

North on a true line  
hit Secs 26 + 27.

ba 13° 44' E.

ascend.

40.00

Set a post 3 ft long  
3 ins sq with marked  
stone 2 ins in the ground  
for 1/4 Sec. Cor. marked  
from W face - dug pit  
18 x 18 x 12 ins N + S of

S. 17. R 30 E. S + S. R M.

Chambers -

of post  $5\frac{1}{2}$  ft. dist and raised a mound of earth  $1\frac{1}{2}$  ft. high  $3\frac{1}{2}$  ft. base around post.

80,000

Set a post 4 ft. long 4 in with yanked stone 12 ft. in the ground - sq - for Cor to Secs - 22-23 S. 17 R 30 E. S 26 and E. S 27 and W + S 2 east W faces + 26 + 27. marked with

2 notches on S + 2 notches on E edges - dug pits  $10 \times 10 \times 12$  ins in each Sec  $5\frac{1}{2}$  ft. dist and raised a mound of earth 2 ft. high  $4\frac{1}{2}$  ft. base around post.

Soil rolling  
soil 2<sup>nd</sup> rate

vegetation, Bunchgrass

---

S. 1/4 R 30 E. S. 1. R. 100.

~~at~~

East on a random line bet.  
Secs 23 + 26

ba 13° 44' E,

Descend.

28.60 Cross wash 50 lbs wide corner  
N 20° W + ascend.

39.15 Enter timber bro N + S.

40.00 Set temporary 1/4 Sec Cor.

68.10 ~~S~~ Ridge, bro N W + S E + descend.

79.88 Subtract N + S line at  
the Cor to Secs - 23, 24, 25, 26  
from which Cor. Run  
W on a true line bet. Secs  
23 + 26.

ba 13° 44' E,

89.94 Set a post 3 ft. long 3 in  
sq - with marked stone  
12 ins in the ground for  
1/4 Sec. Cor. marked 1/4

S. 1/4. R 30. E. 4 + S. R. W.

Chairs -

Saw 11 feet - Dry pits  
 15 x 15 x 12 ins E + W of  
 post 5 1/2 ft. dist and  
 raised a mound of  
 earth 1 1/2 ft. high 3 1/2  
 ft. base around post

72.00

The Cor to Secs 22, 23, 26, 27

Band rolling

Soil 2<sup>nd</sup> after

Timber, Cedar.

Vegetation Bunchgrass

North bet. Secs 22 + 23 -

to 13° 44' E.

Ascend -

40.00

Set a post 5 ft. long 3 in  
 sq base with marked  
 above, 12 ins in the



S. N. R 30 E. S + S. R. W.

Chairs -

ground - for  $\frac{1}{4}$  sec cor -  
 marked  $\frac{1}{4}$  on W face  
 Dry pits  $18 \times 18 \times 12$  in  
 N + S of post  $5 \frac{1}{2}$  ft. dia.,  
 and raised a mound of  
 earth  $1 \frac{1}{2}$  ft. high  $3 \frac{1}{2}$   
 ft. diam around post.  
 Top of ridge hrs - N W + S E +  
 descend.

41,20

63,00

Cross gully 15 lbs wide <sup>gully</sup>  
 N. W. + S. E. + ascend.

80,00

Set a post 4 ft. long 4 in  
 sq. with marked stone  
 12 ins in the ground for

Cor to Sec - 14 - 15 - 22 + 23  
 S. N. S. 14 on N. E. R. 30 E. S. 22 on S. W. + S. 15 on W. face +  
 marked with 3 notches

on S + 2 notches on E  
 edges - Dry pits  $18 \times 18 \times$   
 12 ins in each sec.  $5 \frac{1}{2}$

Cor to Sec 3 - 4 - 9 + 10

S. 1/4. R 30 E. 15 + S. R. M.

Chains-

ft. dist. and raised a mound of earth 2 ft. high 4 1/2 ft. base around point from which -  
 A pine 6 ins diam - bro S 27°  
 E. 55 lbs dist. marked <sup>S. 1/4. R 30 E -</sup> S 23. B. S.

A cedar 6 ins diam bro S. 17° W  
 45 lbs dist - marked <sup>S. 1/4. R 30 E</sup> S 22. B. S.

Band rolling  
 Soil 2<sup>nd</sup> rate  
 Timber, Pine + Cedar -  
 vegetation, Bunchgrass

East on a random line  
 bet. Secs 14 + 23

Tr 13° 44' E.

Ascends

40.00

Set a temporary 1/4 Sec Cor

D. N. R 20 E. 4 + S. R M

Chains

64.15 cross wash 15' lbs wide  
 course N 18° W & ascend  
 79.92 Intersect N + S line of lbs  
 S of cor to Secs 13, 14, 23 + 24  
 from which cor I run  
 S 79° 37' W on a true line  
 bet. Secs - 14 + 23.

ba 13° 44' E.

39.96 Set a post 3 ft. long 3 ins sq  
 with marked stone 12 ins  
 in the ground - for 1/4 Sec  
 cor. marked 1/4 on N face  
 dug pits 18 x 18 x 12 ins -  
 E + W of post 5 1/2 ft. dists  
 and raised a mound of  
 earth 1 1/2 ft. high 5 1/2 ft.  
 base around post.  
 From which a Cedar tree  
 52 lbs - dist -  
 diam hrs - S 22° W, marked

S. W. R 30 E. S 4 - S. R. M.

Chains-

$\frac{1}{4}$  S. B. S.

A pine 6 in diam - bro N  $12^{\circ}$  W.  
30 lbs dist. marked  $\frac{1}{4}$  S. B. S.

7992

The Cor to Sec. - 14, 15, 22 & 23

Band rolling

Soil 2<sup>nd</sup> rate

Timber pine + cedar.

Vegetation, Bushy grass -

North bet. Sec. - 14 + 15

ba  $13^{\circ} 44' E.$

Ascend.

40.00

Set a post 3 ft. long 3 in  
sq. of with marked stone  
12 in in the ground for  
 $\frac{1}{4}$  Sec Cor. marked  $\frac{1}{4}$  S. B. S.  
W face. dug pits  $18 \times 18 \times 12$   
in N + S of post  $5 \frac{1}{2}$  ft.

S. 11 N. R. 30 E. T. 4 S. R. 11 W.

Chains -

dist. and raised a mound of earth  $1\frac{1}{2}$  ft. high  $3\frac{1}{2}$  ft. base around post.

61.35 - Top of Ridge hrs - N. W. + S. E. and described.

80.00 Set a post 4 ft. long 4 ins. sq. - with marked below 12 ins in the ground for Cor to Sec. No. 11, 14 + 15  
S. 11 N. R. 30 E. T. 4 S. R. 11 W. faces - marked with 4 notches on S. + 2 notches on E edges - dug pits  $18 \times 18 \times 12$  ins  $5\frac{1}{2}$  ft. dist. in each sec. and raised a mound of earth 2 ft. high  $4\frac{1}{2}$  ft. base around post.  
Band rolling.  
Soil ~~and~~ water.  
Timber Cedar

S. N. R 30 E, 4 - S. R W,

Chains.

Vegetation, Bunchgrass -  


East on a random line bet,  
 Secs 11 + 14 -

ba  $13^{\circ} 44' E$ ,

Descend.

40.00 Set a temporary  $\frac{1}{4}$  Sec Cor.  
 76.40 Cross wash 10 lks wide, Course  
 $N 10^{\circ} W$  + ascend,

79.96 Intersect N + S line 11 lks  
 S. of Cor to Secs 11, 12, 13 + 14  
 from which Cor. I run  
 $S 95^{\circ} W$  on a true line  
 bet. Secs 11 + 14 -

ba  $13^{\circ} 44' E$ .


39.98 Set a post 3 ft. long  
 3 ins sq. with marked  
 stone, 2 ins in the

S. N. R 30 E. S. R. M.

Chairs -

ground for  $\frac{1}{4}$  sec cor. marked  
 $\frac{1}{4}$  on N. face. Dig pits  
 $18 \times 18 \times 12$  ins E + W of  
 post  $5\frac{1}{2}$  ft. dia. and  
 raised a mound of earth  
 $1\frac{1}{2}$  ft. high  $3\frac{1}{2}$  ft. base  
 elongate around post

77.76

The Ch. to Secs - 10, 11, 14 + 15 -  
 Band rolling  
 soil 2<sup>nd</sup> ratf  
 vegetation, Bunchgrass -  


North bet. Secs - 10 + 11  
 to  $13^{\circ} 44' E$ ,  
 Decend.

40.00 Set a post 3 ft. long 3 in  
 sq. with marked stone  
 12 ins in the ground for



Tr. N. R. 30 E. S. + S. R. M.


Chains -

$\frac{1}{4}$  Sec. Cor. marked  $\frac{1}{4}$  on  
W. face. dug pits  $18 \times 18 \times$   
 $12$  ins N + S of post  $5\frac{1}{2}$   
ft. dist. and raised a  
mound of earth  $1\frac{1}{2}$  ft.  
high  $3\frac{1}{2}$  ft. base around  
post.

80.00 Set a post 4 ft. long 4  
ins sq. with marked  
stone 12 ins in the ground  
for Cor to Secs - 2, 3, 10 + 11  
Dist. 12 on N. E. R. 30 E. S. 11 and S. E. S. 10 on S. W. + S. S. W. face  
marked with 5 notches  
on S and 2 notches on  
E edges. Dug pits  $18 \times 18$   
 $\times 12$  ins in each Sec.  
 $5\frac{1}{2}$  ft. dist and raised  
a mound of earth 1  
ft. high  $4\frac{1}{2}$  ft. base  
around post.

D. H. R. 50 E. S. D. R. M.

Chains -

Band rolling  
Soil 2<sup>nd</sup> path  
Timber Pine,  
Vegetation, Bunchgrass -  


East on a random line  
bet. Secs. 2 + 11

ba 13° 44' E.

Descend.

22.50 Cross wash 10 lbs wide

Course N. W + ascend,

40.00 Set a temporary 1/4 Sec Cor.

80.06 Intersect N + S line 4 lbs

N of Cor to Secs 1-2-11+12  
from which Cor. I run  
th 89° 58' W on a true line  
bet. Secs 2 + 11.

ba 13° 44' E

D. H. R. 30 E. 3 + S. R. M.

Chairs -

- 40.03 Set a post 3 ft. long 3  
 ins sq - with marked  
 stone 12 ins in the ground  
 for  $\frac{1}{4}$  Sec Cor. marked  
 $\frac{1}{4}$  on N face. Dug pits  
 $18 \times 18 \times 12$  ins E + W of  
 post  $5\frac{1}{2}$  ft. dist and  
 raised a mound of  
 earth  $1\frac{1}{2}$  ft. high  $3\frac{1}{2}$   
 ft. base around post.
- 80.06 The Cor to Secs 2, 3, 10 + 11

Band rolling  
 soil 2<sup>nd</sup> ratf

Vegetation, Bunchgrass.

North on a random  
 line bet. Secs 2 + 3 -

ba  $13^{\circ} 44' E$ .

S 11 N. R 30 E. 35 - L. R, M,

chains

Descend.

40.00 hit a temporary  $\frac{1}{4}$  sec cor

75.15 Cross gulch 10 lbf wide  
course  $150^\circ W +$  ascend.

78.96 Intersect N by of Sp. - 21 lbf  
E of cor to beds 2-3-34+35

which is a post 4 in sq  
set in mound of earth, marked  
S 12 N. S 35 on N E, R 30 E. S 2 on  
S. E. S 11 N. S 3 on S. W + S 34 on  
N. W faces + with 2 notches  
on E + 4 notches on W edges  
with pits in each bed  
 $5\frac{1}{2}$  ft. dia.

from which cor. I run  
S 9 E. on a true line  
hit. Secs 2 + 3

ba  $13^\circ 44' E$



S. 11 N. R. 30 E. N + L. R. M.

Chairs -

3896 Set a post 3 ft long 3 in  
sq. with marked stones  
12 in in the ground for  
 $\frac{1}{4}$  sec. Cor. marked  $\frac{1}{4}$  on  
W face. Dug pits 18x18x  
12 in N + S of post  $5\frac{1}{2}$   
ft. dist - and raised a  
mound of earth  $1\frac{1}{2}$   
ft. high  $2\frac{1}{2}$  ft. base  
around post.

7896 The Cor. to Sec. 2-3-10+11

Land rolling

Soil 2<sup>nd</sup> + 3<sup>rd</sup> soft

Timber Pine + Cedar,

Vegetation, Brushgrass.

I carefully examined the  
adjustment of my solar  
compass today particularly  
the latitude and reversing



S. 1/4, R 30 E, T 5 S, R M.

Chairs.

- 7.60 Enter timber, hrs E + W.
- 36.20 Same timber
- 40.00 Set a post 3 ft. long  
3 ins sq. with marked  
stone 2 ins, in the  
ground for  $\frac{1}{4}$  Sec Cor  
marked  $\frac{1}{4}$  on W face  
Dug pits 18 x 18 x 12 ins  
N + S of post 5 1/2 ft. dia.  
and raised a mound  
of earth 1 1/2 ft. high 3 1/2  
ft. base around post
- 43.50 Enter timber, hrs - N, W + S E
- 80.00 Set a post 4 ft. long 4 ins  
sq. with marked stone  
12 ins in the ground  
for Cor to Secs 27-28-33  
+ 34 - marked with  
S. 1/4. S 27 on N E. R 30 E, S 34 on S. E. S 33 on S. W. S 28 on N W face +  
1 notch on S + 3 notches



S. W. R 30 E. 5 + S. R. M.

Chairs-

on E edges - dug pits 15 x 15  
x 12 ins - in each see 5 1/2  
ft. dist. and raised a  
mound of earth 2 ft. high  
4 1/2 ft. base around  
post, from - which -

a Cedar <sup>6 ins diam</sup> hrs S 10° W 90 lbs  
dist. marked <sup>S. W. R 30 E -</sup> S 33 - B 5

a Cedar 6 ins - diam hrs - S 13° E  
100 lbs dist. marked <sup>S. W. R 30 E</sup> S 34 - B 5

Band rolling

Soil 2<sup>nd</sup> rate

Timber Pine + Cedar.

Vegetation Bunchgrass.

East on a random line  
bet. sees 27 + 34 -

to 13° 44' E

S. N. R. 30 E. S. 1. R. 11.

Chairs -

Around.

40.00 Set temporary  $\frac{1}{4}$  Sec Cor.  
 80.21 Intersect N & S line 11 lbs  
 N. of Cor to Sec 26-27-34 +  
 35 - from which Cor 9  
 run


N  $89^{\circ} 55'$  W on a true line bet.  
 Secs 27 + 34.

ba  $15^{\circ} 44'$  E -

40.10 Set a post 4 ft. long 3  
 ins sq with marked  
 stone 12 ins in the  
 ground for  $\frac{1}{4}$  Sec Cor.  
 marked  $\frac{1}{4}$  on N face.  
 Dig pits  $18 \times 18 \times 12$  ins  
 E + W of post  $5\frac{1}{2}$  ft.  
 dist and raised a mound  
 of earth  $1\frac{1}{2}$  ft. high  $3\frac{1}{2}$   
 ft. base around post.

S. 17. R 30 E. S + S. R M.

Chains

40.21 The Cor to Secs - 27-28-33+34  
 Land rolling -  
 Soil 2<sup>nd</sup> rated  
 Timber pine -  
 Vegetation, Brushgrass -  


North bet. Secs 27 + 28 -  
 to 130° 44' E.

Ascend.

40.00 Set a post 3 ft. long 3 in  
 sq. with marked stone  
 12 ins in the ground  
 for  $\frac{1}{4}$  Sec. Cor. marked  
 $\frac{1}{4}$  on W. face. Dig pit  
 18 x 18 x 12 ins N + S of post  
 5  $\frac{1}{2}$  ft. dist. and raised  
 a mound of earth 1  $\frac{1}{2}$  ft  
 high 3  $\frac{1}{2}$  ft. base around post.

S. 11 N. R 30 E. S 4 + S. R 11

Chassis -

40,000 Set a post 4 ft. long  
 4 ins sq - with marked  
 stone - 12 ins in the  
 for cor to bees 21-22-27+28 -  
 9 rounds - marked with  
 5. 17. 5. 22 on N. E. R 30 E. S 27 on S. E. S 28 on S. W + S 21 on N. W. faces -  
 3 nolets on E + 2 nolets  
 on S edges - Dug pits  
 18 x 18 x 12 ins in each sec  
 in 5 1/2 ft. dist and  
 raised a mound of  
 earth 2 ft. high 4 1/2  
 ft. base around post  
 Band rolling.  
 Soil 2<sup>nd</sup> rate  
 Timber Cedar,  
 Vegetation Bunchgrass

S. N. R 20 E. S + S. R. M.

Chains -

East on a random line bet.  
 Secs 22 + 27  
 $\beta = 130^\circ 44' 2''$

Descend.

5,25 - Cross low Sag, hrs N + S + ascend

40,00 Sit temporary  $\frac{1}{4}$  Sec Cor.

80,16 Intersect N + S line 10 lbs

N. of bar to Secs 22, 23, 26, 27  
 from which Cor. I run  
 the 95.6 W on a true line bet.  
 Secs 22 + 27  
 $\beta = 130^\circ 44' 2''$

40,08 Sit a post 3 ft. low 3 in sq.  
 with marked stone, 12 ins  
 in the ground - for  $\frac{1}{4}$  Sec Cor  
 marked  $\frac{1}{4}$  on N. face. Dig  
 pits 18 x 18 x 12 in E + W  
 of post  $5\frac{1}{2}$  ft. dist +  
 raised a mound of earth

S. N. R 30 E. S + S. R. M.

Chairs

$1\frac{1}{2}$  ft. high  $3\frac{1}{2}$  ft. base  
around post

80.16 The cor to Secs 21, 22, 27 + 28  
Said robbing.  
Soil 2<sup>nd</sup> ratl  
Vegetation, Bunchgrass

North bet. Secs 21 + 22

ba  $130^{\circ}44'$  E,

Ascend.

26.80 Enter timber hrs E + W,

40.00 Set a post 3 ft. long 3 ins  
sq. with marked stone  
12 ins - in the ground for  
 $\frac{1}{4}$  Sec cor. marked  $\frac{1}{4}$  on  
W. face - Dug pits 15 x 15 x  
12 ins N + S of post  $5\frac{1}{2}$  ft.  
dist and raised a mound



T. H. R 30 E. G. W. R. W

Chaus.

of earth 1 1/2 ft. high 3 1/2 ft.  
base around post.

80,000 bit a post 4 ft. long 4 in  
sq. with marked stone, 12  
ins in the ground for  
Cor to Seed 15-16-21-22  
S. 15 on N. E. R 30 E. S 22 on S. E. S 21 on S. W. S 16 on N. W. post  
marked with 3 notches

on S & 3 notches on E  
edged. Dug pits 18x18x  
12 ins in each see 5 1/2  
ft. dia. and raised a  
mound of earth 2 ft.  
high 4 1/2 ft. base around  
post.

Band rolling.

Soil 2<sup>nd</sup> rate.

Timber, Cedar,

Vegetation Bunchgrass



U. N. R. 30 E. S. & S. R. M.

Chains -

- |       |  |
|-------|--|
|       | East on a random line bet,<br>Secs - 15 + 22<br>Ba $13^{\circ} 44' E$ ,<br>Descend.  |
| 34.15 | Enter timber bet U + S.  |
| 40.00 | Set temporary $\frac{1}{4}$ Sec Cor -  |
| 71.50 | Cross wash 7 lbs wide<br>Course N $40^{\circ} W$ - & ascend  |
| 80.20 | Intersect U + S line 7 lbs -<br>N of Cor. to Secs - 14, 15, 22 + 23 -<br>from which Cor. I run<br>$89^{\circ} 57' W$ - on a true line bet,<br>Secs - 15 + 22.<br>Ba $13^{\circ} 44' E$ . |
| 40.10 | Set a post 4 ft long 3 in<br>sq. with marked stone<br>12 in - in the ground<br>for $\frac{1}{4}$ Sec Cor. marked<br>$\frac{1}{4} S$<br>$\frac{1}{4} N$ on U - face. Dig pit              |

D. H. R. 30 E. S. + D. R. W.

Chains -

18 x 18 x 12 ins E + W of post  
5 1/2 ft. dist and raised a  
mound of earth 1 1/2 ft.  
high 3 1/2 ft. base around  
post.

40.20

The bar to Secs. 15-16-21+22

Band rolling

Soil 2  $\rightarrow$  rate.

Timber - pine + Cedar,

Vegetation, Bushy grass

\_\_\_\_\_

North hbr. Secs 15 + 16

to 13° 44' E.

Ascend.

36.50

Top of ridge hbr. N. W. + S. E +  
descend.

40.00

Set a post 3 ft. long 3 ins sq  
with marked stakes 12 ins

S. 11 N. R. 30 E. S. 1 & 2. R. 11 N.

Chairs -

in the ground for  $\frac{1}{4}$  sec -  
 Cor. marked  $\frac{1}{4}$  on W face  
 Dig pits  $18 \times 18 \times 12$  ins  
 N + S of post  $5\frac{1}{2}$  ft. dist.  
 and raised a mound of  
 earth  $1\frac{1}{2}$  ft. high  $3\frac{1}{2}$  ft.  
 base around post,

41,900 Cross gulch 10 lbs wide  
 Course N, W + ascend,

80,000 Set a post 4 ft. long 4 ins  
 sq. with marked stone  
 12 ins in the ground for  
 Cor to Sec 9-10-15+16-

S. 11 N. S. 10 N. R. 30 E. S. 15 N. S. 2, S. 16 N. S. 1 W + S 9 on N. W. face -  
 marked with 4 notches

on S + 3 notches on E  
 edges - dig pits  $18 \times 18 \times 12$   
 ins in each sec  $5\frac{1}{2}$  ft.  
 dist. and raised a mound  
 of earth 2 ft. high  $4\frac{1}{2}$  ft.

T. N. R. so E. G. S. R. W.

Chains -

base around foot.

Band rolling

Soil 2<sup>nd</sup> rate

Timber pine & Cedar.

Vegetation Bunchgrass

—————

East on a random line  
bet. Secs 10 + 15.

ba 13° 44' E.

Descend,

23.25 cross gulch 11 lks wide, course  
N 12° W + ascend.

40.00 hit a temporary 1/4 Sec cor.

70.00 Top of ridge bet N. W + S. E +  
descend -

80.11 Intersect N + S line 3 lks  
S of base - to Secs 10, 11, 14 + 15  
from which cor. I run

S. N. R 30 E. G + S. R. M.

Chains,

89.50 on a true line bet.  
Secs 10 + 15.

va 13° 44' 2"

40.05 Set a post 3 ft. long 3 ins  
sq. with marked above  
12 ins in the ground - for  
1/4 sec. cor. marked 1/4 on  
N. face. Dug pits 18 x 18 x  
12 ins E + W of post 5 1/2 ft.  
dist and raised a mound  
of earth 1 1/2 ft. high 3 1/2 ft.  
base around post.

80.11 The Cor to Secs. 9-10-15 + 16

band rolling.

Soil 2<sup>nd</sup> rate

Timber, cedar

Vegetation, Bunchgrass



S. 1/4. R 30 E, G + S. R. M.

Chains -

North bet. Sec 9 + 10 -

to + 30 44' E.

Ascend gradually

40.00 Set a post 3 ft. long 3 ins. sq. with marked plate 12

ins - in the ground for 1/4 Sec cor. marked 1/4 on W face

Dug pits 18 x 18 x 12 ins N + S of post 5 1/2 ft. dist. and raised a mound of earth 1/2 ft. high 3 1/2 ft. base, around post.

50.25 Leave timber bet. N. E + S W.

80.00 Set a post 6 ft. long 6 ins sq. <sup>with marks</sup> in the ground for cor. to Sec 12 ins in

3-4-9 + 10 - marked with 5 ft. S on N E. R 30 E. S 10 on S. E. 89 on S. W + S 4 on W face - 5 notches on S + 3 notches on E edges - dug pits 18 x 18 x 12 ins - in each Sec 5 1/2

S. W. R 30 E. S. + S. R. W.

Chains.

dirt and raised a mound  
 of earth 2 ft. high  $4\frac{1}{2}$   
 ft. base around post.  
 Band rolling.  
 Soil 2<sup>nd</sup> rate.  
 Timber Cedar -  
 Vegetation, Bushy grass -  


---

East on a random line bet.  
 Secs. 3 + 10.

bearing  $18^{\circ} 44' E.$

ascend gradually.

2.50

Top of ridge bet. N. W. + S. E. -  
 descend

40.00

dit temporary  $\frac{1}{4}$  Sec Cor.

65.78

cross gulch 10 lbs wide  
 course - N. W. + ascend

80.17

intersect N. + S. lines -



S. 1/4. R 30 E. S + S. R. M.

Chains

14 lbs S of bar to Secs 2-3-10+11  
from which Cor I run  
89' 54" W on a true line bet.

40 p & Secs - 10 & 3 -  
bet a post 4 ft. long 4 ins  
sq. with marked stone

12 ins in the ground for 1/4  
Sec. Cor. marked 1/4 on N  
face. Dug pits 18 x 18 x 12  
ins E + W of post 5 1/2 ft.  
dist. and raised a mound  
of earth 1 1/2 ft. high 3 1/2 ft.  
base around post,  
from which -


A Cedar 8 ins. diam hrs N 50° E  
35 lbs dist. marked 1/4 S. B. 5.

A pine 12 ins. diam hrs S 20° E -  
55 lbs dist. marked 1/4 S. B. 5 -

80.17 The Cor. to Secs - 3-4-9+10

T. 11 N. R. 30 E. 1/4 S. R. 11 W.

Chairs.

Band rolling -  
Soil 2<sup>nd</sup> rate  
Timber Pine + Cedar.  
Vegetation, Bunchgrass -  


North on a random line bet.  
Secs. 3 + 4.

to  $13^{\circ} 44' E.$

Descend gradually -

40.00 hit a temporary  $1/4$  Sec. Cor.

54.10 Cross wash 10 lbs wide - lower  
N  $80^{\circ} W$  + ascend.

78.36 Intersect N. boundary of  
Sp at a point 11 lbs E. of  
Cor to Secs. 3-4-33 + 34 - which  
is a basalt stone  $14 \times 11$   
m's set firmly in the  
ground marked

S. N. R 30 E. S + S. R. M.

Chairs -

with 3 notches on E + 3  
notches on W edges +  
pits + mounds in each  
Sec 5 1/2 ft. dist.

from which Cor. I run -  
S 5' E on a true line bet.  
Secs 3 + 4.

to 130° 44' E.

58.36 Set a post 4 ft. long 3 ins sq  
with marked stone, 12 ins  
in the ground for 1/4 Sec Cor  
marked 1/4 on W. face. Dig  
pits 18 x 18 x 12 ins N + S of  
post 5 1/2 ft. dist and raised  
mound of earth 1 1/2 ft.  
high 3 1/2 ft. base around  
posts.

78.36 The Cor to Secs 3 - 4 - 9 + 10

BOOK 103

S. W. R. 20 E. 8 + S. R. W.

Chairs.

Band rolling  
 Soil  $\approx$  water  
 Timber Pine + Cedar,  
 vegetation, Bunchgrass  
 July 31 - 1882

From the Cor to Secs 4-5-  
 32 + 33 which is a  
 boulder 16 x 15 ins set firmly  
 in the ground marked with  
 2 notches on W + 4 notches on  
 E edges + pits + mounds in  
 each sec  $5\frac{1}{2}$  ft. dia.

I run N - bet. Secs  
 32 + 33.

va 13° 44' E



S. 11 N. R 30 E. S. 1 S. R. W.

chains

Descend gradually,

40.00 Set a sand stone 10 x 8  
x 8 ins 6 ins in the ground  
for  $\frac{1}{4}$  Sec cor. marked  
P<sub>4</sub> S on W. face. Dig pits  
15 x 15 x 12 ins N + S of  
stone  $5\frac{1}{2}$  ft. dist and  
raised a mound of earth  
 $1\frac{1}{2}$  ft. high  $3\frac{1}{2}$  ft base  
along side

76.83 ~~work~~ Set a 10 lbs wide bro-  
N. W. + ascend.

80.00 Set a sand stone 14 x 7 x 5  
ins 10 ins in the earth  
with a mound of stone  
~~2 ft. high  $4\frac{1}{2}$  ft base~~  
along side for cor. to Sec-  
28-29-32 + 33 - marked  
with 1 notch on S + 4

S. N. R 30 E. 5 + S. R. M.

Chains -

notches on E edges -

Pits unpracticable

Band rolling

Soil 2<sup>nd</sup> rate

Timber Cedar,

Vegetation, Bushy grass

East on a random line  
bet. Secs 28 + 33,

ba  $13^{\circ} 44' E$ ,

Ascend

26.00 Top of ridge bet - N W + S E

40.00 dit. temporary  $\frac{1}{4}$  Sec Cor.

43.60 Enter Timber bet N  $40^{\circ}$  W

+ S  $40^{\circ}$  E.

79.98 Intersect N + S line 4

lbs S of Cor to Sec

27 - 28 - 33 + 34 from

D. H. R 30 E. S + S. R. M.

Chairs

which Cor. I run  
 S $79^{\circ}58'$ W on a true line bet.  
 Secs - 28 + 33.

ba  $13^{\circ}44'$  E

3998

Set a post 3 ft. long  
 3 ins sq with marked  
 stone, 12 ins in the ground  
 for  $\frac{1}{4}$  Sec Cor. marked  $\frac{1}{4}$  S  
 on N face. Dug pit  
 18 x 18 x 12 ins E + W of  
 post 5  $\frac{1}{2}$  ft. dia, and  
 raised a mound of earth  
 1  $\frac{1}{2}$  ft. high 3  $\frac{1}{2}$  ft. base  
 around post.

7998

The Cor. to Secs 28-29-32+33.

Soil rolling.

Soil 2 - 3 ft.

Timber Cedar.

Vegetation, Bunchgrass.



Sir N. R 30 E. S + S. R. M.

Chairs -

North bet. Secs 28 + 29  
 Va 13° 44' E.

Ascend -

4.50 5<sup>th</sup> Ridge bet S W + N E.

Descend.

40.00 Set a post 3 ft. long  
 4 ins sq. with marked  
 stone, 12 ins in the ground  
 for  $\frac{1}{4}$  Sec Cor. - marked  $\frac{1}{4}$  S  
 on W. face. Dig pits  
 18 x 18 x 12 ins N + S of post  
 5  $\frac{1}{2}$  ft. dia and raised a  
 mound of earth 1  $\frac{1}{2}$  ft.  
 high 3  $\frac{1}{2}$  ft. base around  
 posts from which - a  
 cedar 8 ins dia bet N. 15° E  
 71 lbs distant, marked  $\frac{1}{4}$  S. B. S.

80.00 Set a post 4 ft. long  
 4 ins sq. with marked

D. U. N. R 20 E. S + S. R. W.

Chains

stone 12 ins in the ground  
for Cor to Dec. 20, 21, 24 + 29.  
S. U. N. S 21 on N. E. R. S. E. S 22 on S. E. S 29 on S. W. + S 20 on N. W. faces +  
marked with 2 notches on

S + 4 notches on E edges,  
Dug pits 18 x 18 x 12 ins  
in each Dec. 5 1/2 ft. dia.  
and raised a mound of  
earth 2 ft. high 4 1/2 ft.  
base around post.

Band rolling -  
Soil 2<sup>nd</sup> rate,  
Vegetation, Bunchgrass.

East on a random line  
bet. Dec. 21 + 24  
Va 13° 44' E,  
Ascend gradually,  
Enter timber bet. N + S

36.50

S. 11 N. R. 30 E. S. 1 + S. R. 11 N.

Chairs

- 40.00 Set temporary  $\frac{1}{4}$  Sec Cor.
- 58.16 Cross gulch 10 lbs wide  
Course N 100 W
- 79.86 Submerged N + S line 11 lbs  
S of cor to lines 21, 22, 27 + 28  
from which Cor. 9 run,  
S 89° 55' W on a true line  
bet. lines 21 + 28,  
to 13° 44' E,
- 39.93 Set a post 3 ft. long 4  
ins sq. with a marked  
stone 1.2 ins in the ground  
for  $\frac{1}{4}$  Sec Cor. marked  
 $\frac{1}{4}$  S on W face, dug  
pits 18 x 18 x 12 ins - 2  
+ W of post 5  $\frac{1}{2}$  ft. dia.  
and raised a mound  
of earth 1  $\frac{1}{2}$  ft. high  
3  $\frac{1}{2}$  ft. base around post

D. Y. R. 20 E. 5 r S. R. W.

Chassis -

from which -

a cedar 6 in diam hrs S 22°  
E 28 lbs dist. marked 1/4 S. B. S.

a pine 7 in diam hrs N 19° W  
40 lbs dist. marked 1/4 S. B. S.

79.86 The Cor to Secs. 20, 21, 28, 29,  
Band rolling,

Soil 2<sup>nd</sup> rate.

Timber Cedar & Pine

Vegetation, Bunchgrass.

North hbr. Secs 20 & 21

to 13044' E

Descend gradually

22.15 - cross low bog, hrs N. W + S E,

Descend -

40.00 Set a post 3 ft. long 4 in  
sq. with marked stone



S. 11 N. R 30 E. S + S. R. M.

Chassis

12 ins in the ground for  $\frac{1}{4}$  Sec. Cor. marked  $\frac{1}{4}$  S on W. face dug pits  $18 \times 18 \times 12$  ins N + S of post  $5\frac{1}{2}$  ft. dist. and raised a mound of earth  $1\frac{1}{2}$  ft. high  $3\frac{1}{2}$  ft. base around post.

80.00 Set a post 4 ft. long 5 ins sq. - with marked stone

12 ins in the ground for Cor to Secs - 16-17-20-21

S. 11 N. S. 16 N. E. R 30 E. S 21 row S. E. S 20 row S. W + S 17 on W face + marked with 3 notches

on S + 4 notches on E edges. Dug pits  $18 \times 18 \times$

12 ins in each "Sec.  $5\frac{1}{2}$  ft. dist. and raised a mound of earth 2 ft. high  $4\frac{1}{2}$  ft. base around

S. N. R 30 E. Gr S. R. M.

Chains

post.

to and rolling

level  $\approx$  north

vegetation Bunchgrass

East on a random line  
bet. bees 16 + 21 -

to  $13^{\circ} 44' E$

Descend gradually -

40.00 hit a temporary  $\frac{1}{4}$  sec cor.

43.75 - Suleh 10 lbs wife bees -  $715^{\circ} W$   
ascend -

79.78 Intersect N + S line 14 lbs

S of cor to bees - 15 - 16 - 21 + 22  
from which cor I run  
S  $89^{\circ} 54' W$  on a true line bet.  
bees - 16 - 21 -

39.84 hit a post 3 ft. <sup>to  $13^{\circ} 44'$</sup>  low 4 m

... D. N. R. 30 E. 1/4 S. R. M.

Chairs -

ry - ~~for~~ with marked  
about 12 in in the  
ground - for  $\frac{1}{4}$  Sec. cor.  
marked  $\frac{1}{4}$  S on N face.  
Dug pits 18 x 18 x 12 in  
E + W of post  $5\frac{1}{2}$  ft.  
diam. and raised a  
mound of earth  $1\frac{1}{2}$  ft.  
high  $3\frac{1}{2}$  ft. base around  
post.

7978

The box to Secs. 16, 17, 20 + 21.

Band rolling

Soil  $\approx$  rate

Vegetation, Bunchgrass.

---

North lat. Secs 16 + 17

to  $13^{\circ} 44' E$ .

acres!



S. 117. R 30 E. S + S. R. W.

Chains -

40.00 Set a post, 3 ft. long 4  
in sq. with marks  
around, 12 ins in the  
ground - for  $\frac{1}{4}$  Sec cor.  
Marked  $\frac{1}{4}$  on W. face.  
Dug pits 18 x 18 x 12 ins  
N + S of post 5  $\frac{1}{2}$  ft. dist.  
and raised a mound of  
earth  $\frac{1}{2}$  ft. high 3  $\frac{1}{2}$  ft.  
base - around post.

80.00 Set a sand stone 12 x 8 x  
6 ins 8 ins in the ground  
for cor to Sec 8-9 + 16 + 17  
marked with 4 notches  
on S + 4 notches on E  
edges - Dug pits 18 x 18 x  
12 ins in each Sec 5  $\frac{1}{2}$   
ft. dist. and raised a  
mound of earth 2 ft.

S. N. R 30 E. & S. R. M.

Chains.

high  $4\frac{1}{2}$  ft. base alongside  
 Hand rolling  
 Soil 2 no water.  
 Vegetation, Bunchgrass.

East on a random line  
 bet. Secs 9 & 16.  
 bearing  $130^{\circ} 44' E.$

Ascend gradually.

6.09 Top of ridge bearing N. W. + S E  
 + descend.

28.90 cross gulch 10 lbs wide  
 course N  $20^{\circ}$  W + ascend

40.00 Set temporary  $\frac{1}{4}$  sec. Cor.

79.88 Intersect N + S line  
 4 lbs S of Cor to Secs  
 9-10-15 & 16. from which  
 Cor. I run

S. 17. R 30 E. S + S. R M.

Chains -

S 9 5 8 W on a true line bet.  
Secs - 9 + 16 -  
ba 130 44' E

89.94

Set a post 3 ft. long 4 ins  
sq. with marked stone  
12 ins in the ground for  
1/4 sec. cor. marked P.S  
on N-face, Dug pits  
18 x 18 x 12 ins E & W of  
post 5 1/2 ft. dia. and  
raised a mound of  
earth 1 1/2 ft. high 3 1/2  
ft. base around post.

77.88

The Cor to Secs - 8 - 9 - 16 + 17  
Band rolling  
Soil 2<sup>nd</sup> rate  
Vegetation, Bunchgrass -  
\_\_\_\_\_

D. U. N. R 30 E. S. & S. R. M.

## Chains

North bet. Secs 8 & 9  
 Va 130° 44' E.

Ascend gradually.

10.90

Top of Ridge bet N. W + S  
 E + descend

40.00

Set a sand stone 12 x 6  
 x 6 ins & ins in the ground  
 for  $\frac{1}{4}$ " Sec cor, marked  
 $\frac{1}{4}$ " S on W face. Dig  
 pits 18 x 18 x 12 ins N + S  
 of stone 5  $\frac{1}{2}$  ft. dist. and  
 raised a mound of earth  
 1  $\frac{1}{2}$  ft. high 3  $\frac{1}{2}$  ft. base  
 along side

40.35

Cross gulch of lbs wide  
 course N 35° W + ascend

58.50

Enter timber bet N W + S E

80.00

Set a post 4 ft. long  
 5 ins sq with marked

S. 11 N. R 30 E. S 4 & S. R. M.

Chairs

stone 12 ins in the ground  
 for Cor to bees 4-5-8+9  
 S. 11 N. S 4 on E. R 30 E. S 9 on S. E. S 8 on S. W. + S 5 on W. face  
 marked with 4 notches  
 on E + 5 notches on S  
 edges. Dug pits 15x15x  
 12 ins - in each be 5 1/2 ft.  
 dia. and raised a mound  
 of earth 2 ft high 4 1/2 ft.  
 dia around post - from  
 which - -

A cedar 6 ins diam, broken  
 75-82 lbs dist, marked  
 S. 11 N. R 30 E S 4. B-S.

A pine 8 ins diam broken 120 W.  
 60 lbs dist, marked <sup>5" dia</sup> R 30 E. S 8. B.S.

Band rolling

Soil 2nd rate  
 Timber Pine & Cedar -  
 vegetation, Bluegrass



S. 17. R. 30 E. 15 + S. R. 17

Chains

East on a random line bet.  
Secs 4 + 9.

ba  $130^{\circ}44'2$ .

ascend gradually.

40,00

Set - temporary  $\frac{1}{4}$  Sec Cor

80,00

Intersect U + S line at

Cor to Secs 5-4-9 + 10

from which Cor. I run

to on a true line bet.

Secs - 4 + 9.

ba  $130^{\circ}44'$

40,00

Set a post 3 ft. long 4  
ins sq with marked  
stone 2 ins in the ground  
for  $\frac{1}{4}$  Sec Cor, marked  
 $\frac{1}{4}$  on N face, Dig pits  
 $18 \times 18 \times 12$  ins U + S of  
post  $5\frac{1}{2}$  ft. dia, and  
raised a mound of

S. 1/4. R 30 E. 1/4 + S. R. M.

Chains

80.00 earth 1 1/2 ft. high 3 1/2 ft.  
base around post.  
The Cor. to Secs-4-5-8+9.  
Band rolling  
Soil and water  
Timber cedar  
Vegetation, Bunchgrass.

North on a random  
line bet. Secs - 4 + 5.

to 130° 44' E,

40.00 ascend gradually,  
set a temporary 1/4 sec.  
Cor. Descend

49.10 Cross gulch 10 lbs wide  
course N 42° W

78.64 Intersect N, by of 5p 10 lbs  
E of Cor. to Secs-4-5-32+33



S. 11. N. R. 30 E. S. 1. S. R. 11.

Chains

which is a post 4 in sq.  
 set in mound of earth, marked  
 S 12 N. S 33 on N. E. R 30 E. S 4 on S E  
 S 4 N. S 5 on S. W. + S 32 on N. W  
 faces + 2 notches on W + 4  
 notches on E edges + with  
 pits in each see  $5\frac{1}{2}$  ft.  
 dist.

from which Cor. D. 11.  
 S 5. E on a true line  
 bet. Secs - 4 + 5.

38.64 Va  $150^{\circ}44'$  E.  
 Set a post 3 ft. long 4  
 in sq. with marked  
 slant 12 in in the ground  
 for  $\frac{1}{4}$  see Cor. marked  
 $\frac{1}{4}$  S on W face, D. 11.

5.11.4. R 30 E. 5 + S. R. M.

Chairs.

pits 18 x 18 x 12 ins N + S of  
post 5 1/2 ft. dia. and raised  
a mound of earth 1 1/2 ft.  
high 3 1/2 ft. base around  
post. from which  
a fine 10 ins drain hrs N 22° E  
marked 1/4 S. B. S. - 25 lbs dist.  
a fine 8 ins drain hrs N 90° W -  
45 lbs dist. marked 1/4 S. B. S.

78.64 The Cor to Dec. 4-5-8+9.  
Board rolling  
Soil 2<sup>nd</sup> rate

Timber pine + cedar.

Vegetation Bushy grass.

I carefully examined the  
adjustments of my solar  
compass today, particularly  
the latitude + reversing apparatus  
and found them correct

S. W. R. 20 E. S. 1. R. W.

Chavis-

Aug 1-1882

From the box to bees -  
 5-6-31 + 32 - which is a  
 post 4 ins sq, set firmly in  
 mound of earth, marked S. W.  
 S 32 on N. E. R. 20 E. S 5 on S. E.  
 S. W. S 6 on S. W. + S 31 on N. W.  
 faces - with notch on ~~W~~ S on  
~~edges~~ edges + pits + mounds in each  
 bee - 5 1/2 ft. dist.

I run North bet. bees -  
 31 + 32.

To a 13044' E.

Descend gradually.

40.00 Set a post 3 ft. long  
 4 ins sq with marked

D. H. R 30 E. 15 + S. R. M.

Chains -

stone 12 ins in the ground  
 for  $\frac{1}{4}$  sec. cor - marked  
 $\frac{1}{4}$  S on W. face, Dug pits  
 18 x 18 x 12 ins N + S of  
 post  $5\frac{1}{2}$  ft. dia. and  
 raised a mound of earth  
 $1\frac{1}{2}$  ft. high -  $3\frac{1}{2}$  ft. base  
~~along side~~ around post  
 as usual.

67.10 Top of ridge bes - N  $70^{\circ}$  W +  
 S  $70^{\circ}$  E + descend.

80.00 Set a sand stone 24 x 20  
 x 15 ins, 12 ins in the  
 ground for. Cor to beas-  
 29-30-31 + 32 - marked  
 with 1 notch on S + 5  
 notches on E edges -  
 Dug pits 18 x 18 x 12 ins  
 in each sec  $5\frac{1}{2}$  ft. dia.

S. H. R 30 E. S + S. R, M.

Chairs -

and raised a mound of  
earth 2 ft. high  $4\frac{1}{2}$  ft. b.  
base along side  
band rolling.  
Soil 2<sup>nd</sup> after  
vegetation Bunchgrass.

---

East on a road on line  
bet. Secs - 29 + 32.  
Tn 13044' E.

Descend -

- 5.16 Row dug hrs - N + S + ascend  
8.50 Top of spur hrs N + descend  
36.75 Cross wash of hrs wide  
Course N 50° W + ascend  
40.00 Set temporary  $\frac{1}{4}$  sec cor  
58.90 Top of ridge hrs S 50° W,  
N 50° E + descend



D. N. R 30 E. S + S. R W

Chains

80.11 Intersect N + S line 5 lbs  
S of box to Secs - 28, 29, 32 + 33  
from which cor. S run.  
S 89° 5' 4" W on a true line bet.  
Secs - 29 + 32,  
ba 130° 44' E,

40.05 Set a post 3 ft. long 5 in  
sq with marked stakes 12  
ins in the ground for  $\frac{1}{4}$   
Sec. cor - marked  $\frac{1}{4}$  S on  
N face. Dug pits 18 + 18 +  
12 ins E + W of post 5  $\frac{1}{2}$  ft.  
dib. and raised a mound  
of earth  $1\frac{1}{2}$  ft. high  $3\frac{1}{2}$  ft.  
base around post.

80.11 The box. to Secs - 29, 30, 31 + 32.  
to and rolling  
soil 2<sup>nd</sup> rate -  
Vegetation, *Burchgrass* -



S. W. R. 30 E. S. 5 + S. R. W.

Chairs

West on random line  
bet. Secs. 30-31.

$\theta = 130^{\circ} 44' E.$

Ascend gradually -

26.50

Top of ridge bis W W +  
S. E. and descend -

40.00

Set temporary  $\frac{1}{4}$  Sec Cor.

79.00

Intersect W. boundary  
of Sp- 10 lbs S. of Cor lot  
Secs. 25-30-31 + 36

which is a post 4 mi  
sq. set firmly in a mound of earth  
marked S. W. R. 30 on N. E. R. 30 E. S.  
31 on S. E. R. 29 E. S. 36 on S. W. + S. 25  
on N. W. faces + 1 notch on S. + 5  
5 notches on N. edges with pins  
in each Sec.  $5\frac{1}{2}$  ft. dist.

S. N. R 30 E. by S. R. W.

Chains

from which Cor. I run  
 S 89° 55' E on a true line  
 bet. Secs. 30 + 31

to a 130 44' E:

39.00

Set a sand stone 16 x 12 x  
 10 ins - 12 ins in the ground  
 for 1/4 Sec. Cor. marked  
 1/4 S on N-face dug pits  
 18 x 18 x 12 ins E + W of  
 stone 5 1/2 ft. dist and  
 raised a mound of  
 earth 1 1/2 ft. high 3 1/2  
 ft. base along side

79.00

Set Cor to Secs 29-30-31+32.

Land rolling

Soil 2<sup>nd</sup> rate

Vegetation, Bushy grass



S. 1/4. R 30 E, T & S. R. M.

Chains -

North bet. Secs 29 + 30 -  
Bearing 13° 45' E.

Descend -

25.80 Cross mark 9 lbs wide  
Course N 50° W - ~~ascend~~ -

40.00 Set a sand stone 18 x 18 x  
16 ins 12 ins in the ground  
for 1/4 Sec Cor - marked  
1/4 S on W face. Dig  
pits 18 x 18 x 12 ins. N & S  
of stone 5 1/2 ft. dist. and  
raised a mound of  
earth 1 1/2 ft. high 3 1/2  
ft. base along side -

80.00 Set a post 11 ft. long  
4 ins sq. with marked  
stone 12 ins in the  
ground for Cor to Secs  
19 - 20 - 29 + 30 - marked



D. W. R. 20 E. 5 + S. R. M.

## Chains

79.87 Subsect N + S line 7 lbs  
N of bar to Sec. 20-21-28  
+ 29 from which Cor. 9  
run

N 89° 57' W on a true line  
bet. Secs. 20 + 29.

39.93 Set a sand stone 14 x 10 x  
9 ins 10 ins in the ground  
for 1/4 Sec Cor. marked  
1/4 S on N face. Dig  
pits 15 x 15 x 12 ins E  
+ W of stone 5 1/2 ft.  
diam. and raised a mound  
of earth 1 1/2 ft. high  
3 1/2 ft. base along side

79.87 The Cor to Secs. 19-20-29 + 30.  
Sand rolling  
Soil 2<sup>nd</sup> rate  
Vegetation Bunchgrass.



S. 11 N. R 30 E, T + L. R. M.

Chairs.

West on a random line  
bet. Secs 19 + 20


bearing 130° 44' E,

Descend gradually -

40.00 Set a temporary 1/4 Sec Cor.

48.15 Cross wash 2 1/2 lbs wide  
course N. W. & ascend -

78.96 Intersect W. boundary  
of Sp - 9 lbs N of Cor. to  
Secs. 19 - 24 - 25 + 20 - which  
is a sand stone 14 x 10 in, set  
firmly in the ground marked  
with 2 notches and 4  
notches on N edges + pits  
+ mounds in each Sec  
5 1/2 ft. dia,





S. 11 N. R 30 E. S + S. R. M.

Charris.

from which Cor. I run  
 N 89° 56' E on a true line  
 bet. Secs - 19 + 30.

to 13° 44' E.

3896 Set a sand stone 14 x 12  
 x 10 ins 10 ins in the  
 ground for  $\frac{1}{4}$  Sec Cor.  
 marked  $\frac{1}{4}$  S on N face  
 Dug pit 18 x 18 x 12 ins  
 E + W of stone 5  $\frac{1}{2}$  ft  
 dia. and raised a mound  
 of earth 1  $\frac{1}{2}$  ft. high 3  $\frac{1}{2}$   
 ft. base along side

7896 The Cor. to Sec. 19-20-29+30-

Band rolling

Soil 2<sup>nd</sup> rate

Timber Cedar,

Vegetation Bunchgrass -

D. N. R 30 E. S + S. R. M.

Chains

North bet. Secs 19-20  
to a 13' 8" 1/4' E.

ascend -

10.90 Top of ridge bet N 80° W  
& descend -

40.00 <sup>Set a</sup> Sand stone 18 x 15 x 9 ins  
12 ins in the ground for  
1/4 Sec Cor. marked 1/4 S.  
on W face. Dug pits  
18 x 18 x 12 ins N 45° of  
stone 5 1/2 ft. dist and  
raised a mound of  
earth 1 1/2 ft. high 3 1/2  
ft. base along side.

70.00 Cross low Sec. bet N W + S E  
& ascend -

80.00 hit a sand stone 13 x 12  
x 10 ins 9 ins in the  
ground for Cor to Sec.

S. W. R 30 E. G + S. R. M.

Chairs,

17-18-19+20 - marked  
with 3 nolets on S  
and 5 nolets on E  
edges. Dug pits 18x18x  
12 ribs in each. Dec 5 1/2  
ft. dia, and raised a  
mound of earth 2 ft.  
high 4 1/2 ft. base  
along side.

Soil rolling  
Soil 2<sup>nd</sup> rate

Vegetation Bunchgrass

East on a random  
line bet. Decs. 17+20.

ba 13° 44' E.

38, 15-

Top of ridge bet N W + S E  
+ descend

D. U. R. 20 E. G + S. R. M.

## Chains -

- 40.00 Set a temporary  $\frac{1}{4}$  sec Cor
- 80.20 Intersect U + S line 17 lbs  
 U of bar to bees - 16-17-20+21  
 from which Cor - I run  
 U + S on a true line  
 bet. bees - 17 + 20 -  
 Va  $13^{\circ} 44' 2''$
- 40.10 hit a sand stone 18 x 17 x  
 15 ins - 12 ins in the ground  
 for  $\frac{1}{4}$  sec Cor marked  
 $\frac{1}{4}$  on U face. Dry pits  
 18 x 18 x 12 ins E + W of  
 stone  $5\frac{1}{2}$  ft. dia, and  
 raised a mound of earth  
 $1\frac{1}{2}$  ft. high  $3\frac{1}{2}$  ft. base  
 along side,
- 80.20 The Cor to bees - 17-18-19+20  
 Sand rolling  
 Soil 2<sup>nd</sup> rate

T. 11 N. R. 30 E. S. 8 + S. R. M.

Chains.

Vegetation Bunchgrass.

Went on a random line  
bet. Secs - 18 + 19.

to a 136' 44" E.

Descend gradually,

25.20 Low sag bet. N. W. + S. E.  
and ascend.

40.00 Set temporary  $\frac{1}{4}$  Sec  
Cor.

42.25 Top of ridge bet. N. 10° W  
+ descend

79.15 Intersect W. boundary  
of Sp - 16 lbs S of Cor to  
Secs - 13 - 18 - 19 + 24 -  
which is a sand  
stone 10 x 8 ins set firmly  
in the ground for marked



T 11 N. R 30 E. G + S. R. W.

Chairs

with 3 notches on U + 3  
notches on S edges + pits  
+ mounds in each see  
5 1/2 ft. dist.

from which Cor. Iron  
D 89° 53' E on a true line  
bet. sees - 18 + 19  
to a 13° 44' E

39.15 Set a sand stone 14 x 13  
x 10 ins 10 ins in the  
ground for 1/4 see. Cor.  
franked 1/4 S on N face  
dig pits 18 x 18 x 12 ins  
E + W of stone 5 1/2 ft.  
dist. and raised a  
mound of earth



S. 11 N. R 30 E, 15 + S. R. M.

Chairs.

1/2 ft. high 3 1/2 ft. base  
along side -

79.15 - See Ch to Secs 17, 18, 19, 20  
Band rolling  
Soil 2<sup>nd</sup> ratf  
vegetation Bunchgrass

North bet. Secs 17 + 18

va 13.448

ascend gradually -

40.00

Set a stake about 16  
x 14 x 10 ins 10 ins in the  
ground for 1/4 sec cor.  
Marked 1/4 S on W-  
face - Dig pits 18 x 18 x 12  
ins N + W of stake 5 1/2  
ft. dist. and raised a  
mound of earth 1 1/2

D. 117. R 30 E. 5 + S. R. W.

Chains

20,00

1 ft. high  $3\frac{1}{2}$  ft. base along side  
 with a sand stone  $15 \times 16 \times$   
 $9$  ins  $12$  in - in the ground  
 for Cor. to Secs - 7 - 8 - 17 + 18  
 marked with 4 notches  
 on S & 5 notches on E  
 edges - Dry pits  $18 \times 18 \times$   
 $12$  ins  $4 \times 4$  in each Sec  
 $5\frac{1}{2}$  ft. dia. and raised  
 a mound of earth 2 ft  
 high  $4\frac{1}{2}$  ft. base along side  
 flat mountainous  
 soil 2<sup>nd</sup> rate  
 vegetation Burley grass

East on a random  
 line bet. Secs - 8 + 17  
 to  $13^{\circ} 44' E$

S. W. R. so E. S. + S. R. W.

Chains -

- 11,25 Descend gradually  
Cross walk 5 lbs wide  
Course N. W. + ascend -
- 32,00 Top of Ridge hrs. N. W. + S. E.  
+ descend.
- 40,00 Set temporary  $\frac{1}{4}$  Sec Cor
- 80,14 Intersect N + S line  
15 lbs N of bar to Sec -  
8-9-16-17 from which  
Cor. I run  
N 89° 54' W - on a true line  
bet. Secs - 8 + 17  
to a 13° 44' E.
- 40,07 Set a boulder stone  
10 x 10 x 9 ins 6 ins in the  
ground for  $\frac{1}{4}$  Sec Cor,  
marked  $\frac{1}{4}$  S on N face  
Dug pits 18 x 18 x 12 ins  
E + W of stone 5  $\frac{1}{2}$  ft.

D. H. R. 30 E. S. + S. R. M

~~Under~~

diab. and raised a mound  
feather 1 1/2 ft. high 3/2 ft.  
base alongside

80.14 The Cor. to Secs - 7 - 8 - 17 + 18

Band rolling  
Soil 2<sup>nd</sup> natl

Vegetation Bushgrasses

Aug 2<sup>nd</sup> 1882

Went on a road on hill  
bet. Secs 7 + 18

to 13044' E

Ascend gradually

23.04 Top of ridge bet. N 20° W  
S 20° E + descend.

40.00 Set a temporary 1/4 Sec Cor

79.26 Entered W. boundary  
of Sp. at the corner to

S. 11 N. R 30 E. S. 1 & S. R. W.

Chairs -

to Decs - 7 - 12 - 13 - 18 which  
is a post 4 ins sq, set in  
mound of earth, marked S. 11 N  
S 7 on N. E, R 30 E. S. 1 on S. E, R  
29 E. S. 13 on S. W, & S. 12 on N. W.  
faces & with 2 notches on N  
& 4 notches on S edges with  
filts in each bed,  $5\frac{1}{2}$  ft,  
diam.

from which Cor. Iron  
E on a true line bet.  
Decs - 7 + 18.

to a  $13^{\circ} 44'$  E.

39.26 Set a sand stone  $14 \times 13 \times 12$   
ins 10 ins in the ground  
for  $\frac{1}{4}$  Dec. cor. marked  
N. S on N. face, and  
raised a mound of



T. H. R 30 E. Y + S. R. M.

Chairs

stone alongside -

Pits unproductive

79.26

See box to Dec 7-8-17+18-

Band rolling.

Soil 2<sup>nd</sup> rate

Vegetation, Bushgrass



North bet. Dec 7+8,

$\theta = 130^{\circ} 44' E,$

38.40

Cross gulch, collect under corner

N. W. + descend.

40.00

Set a post 3 ft. long 4  
in sq. with charcoal  
about 1.2 m in the ground

for  $\frac{1}{4}$  Dec Cor. marked  
for S on W face. Dig  
pits 15 x 15 x 12 m W of  
of post  $5\frac{1}{2}$  ft. dia. &



S. 11 N. R 30 E. S 1 D. R. M.

Chairs -

raised a mound of earth  
1 1/2 ft. high 5 1/2 ft. base  
around post.

62.40 Top of ridge has N. W + S E  
+ disced.

80.00 Set a post 4 ft. long  
4 ins sq. with marks  
above 12 ins in the  
ground for Cor to Secs  
5 - 6 - 7 - + 8. marked  
S. 11 N. S 5 on N. E. R 30 E. S 1 on S. E. S 7 on S. W + S 6 on N. W faces +  
with 5 notches on S

+ 5 notches on E edges.

Dug pits 18 x 18 x 12 ins  
in each Sec 5 1/2 ft.  
deep and raised a mound  
of earth 2 ft. high 4 1/2  
ft. base around post.

Land rolling

Soil 2<sup>nd</sup> rate

D. N. R 30 E. S. & S. R. M.

Chains

Vegetation, Burdockgrass

East on a random line bet. Secs 5 & 8.

$\theta = 130^\circ 44' E$

Descend gradually.

38.65 Cross gulch 20 lbs wide course N-W - timber - ascend

4000 Hit temporary  $\frac{1}{4}$  Sec Cor

8020 Intersect N & S line at a point 7 lbs S of bar to Secs - 4 - 5 - 8 + 9 - from which point I run  $S 89^\circ 57' W$  on a true line bet. Secs - 5 + 8.

$\theta = 139^\circ 44' E$

40.10 Hit a sand stone  $11 \times 9 \times 7$  ins. 6 ins in the ground for  $\frac{1}{4}$  Sec Cor. marked

D. H. R. 20 E. G + S. R. M.

Chains.

$\frac{1}{4}$  S on N face Dug  
 pits 18 x 18 x 12 ins E + W  
 of slope  $5\frac{1}{2}$  ft. dish +  
 raised a mound of  
 earth  $1\frac{1}{2}$  ft. high  $3\frac{1}{2}$  ft.  
 base along side.

80.20

The Cor. to Sec. 5-6-7+8.

Band rolling

Soil 2<sup>nd</sup> rate

Timber pine + cedar.

vegetation Bunchgrass

West on a random line  
 bet. Secs 6 + 7.

ba  $13^{\circ} 44' E$ ,

40.00

hit a temporary  $\frac{1}{4}$  Sec  
 Cor.

45.65

cross gulch 10 lbs wide

S. W. R 30 E. S + S. R M.

Chains

79.02 course N. W. + ascend  
 Intersect W. boundary  
 of Sp - 44 lbs S of Cor to  
 Secs 1-6-7 + 12 which  
 is a sandstone 12 x 8 ins  
 set firmly in the ground  
 marked with white  
 on N + S notches on S  
 edges + with pits +  
 mounds in each sec  
 5 1/2 ft. dia. -

From which Cor I run  
 S 89° 41' E on a true line  
 bet. Secs 6 + 7.

to 13° 49' E

39.02 Set a post 3 ft. long  
 4 ins sq with marked

S. 117. R 20 E. S + S. R M.

Chains.

stone 12 ins in the  
ground for  $\frac{1}{4}$  sec Cor.  
marked  $\frac{1}{4}$  S on N  
face. Dug pits 18 x 18 x  
12 ins E + W of post  $5\frac{1}{2}$   
ft. dia. and raised a  
mound of earth  $1\frac{1}{2}$  ft.  
high  $3\frac{1}{2}$  ft. base around  
post.

79.02

Sec Cor to Secs 5-6-7+8

Band rolling

Soil 2<sup>nd</sup> rate

Timber Cedar

Vegetation, Bluegrass

North on a random  
line bet. Secs 5 + 6

to  $13^{\circ} 44' E$



S. 11 N. R. 30 E. S. 8 + S. R. 11 N.

~~Chains~~

Descend gradually.

11.25 Enter timber bet N. & S. E.

40.00 Set temporary  $\frac{1}{4}$  Sec Cor

76.70 Cross gulch 15 lbs wide  
Course N. W. + ascend.

79.34 Intersect N. boundary of  
Sp - 20 lbs W. of Cor. to Sp

S-6-31 + 32 which is a  
sand stone 15 x 10 ins set

firmly in the ground marked  
with 1 notch on W + S notches

on E edges + a mound of  
stone along side + bearing  
lines in each Sec.

properly marked

from which Cor I run



S. 1/4. R 30 E. S. 8. R. M

Chains

S. 9' W on a true line  
bet. Secs 5 + 6.

ba  $13^{\circ} 44' E$ .

59.34 Set a post 3 ft. long  
5 ins sq with marked  
stone 12 ins in the  
ground for  $1/4$  sec. Cor. marked  
A & B on the face, Dug pits  
 $18 \times 18 \times 12$  ins - N + S of  
post  $5\frac{1}{2}$  ft. dist. and  
raised a mound of earth  
 $1\frac{1}{2}$  ft. high  $5\frac{1}{2}$  ft. diam  
around post.

79.34 The bar. to Secs 5-6-7+8.

Band rolling

Soil  $2 \rightarrow$  rated

Timber Pine + Cedar

Vegetation Bunchgrass.

I carefully examined

D. H. R. 30 E. G. & S. R. M.

The adjustments of my solar  
compass to day - particularly  
the latitude & leveling  
apparatus - and found  
them correct.

Aug 30 1882

---

## General Description

The land in this Township is generally rolling - with some mountains.

The soil is 2<sup>nd</sup> + 3<sup>d</sup> rate, some parts being fitted for agriculture & grazing.

It contains a small amount of good timber.

N. A. Shepherd has a house and about 10 acres under improvement in Section 23. valued at about \$5000.

U. S. Surveyor General's Office,  
Tucson, Arizona, Jan'y, 12, 1883

The foregoing Field Notes of the survey of

Subdivision Lines  
of Township 11 N. Range  
30 East.

of the Gila and Salt River Base and Meridian, Arizona,  
executed by A. P. Johnson,  
D. S., under his contract of the 8<sup>th</sup> day of  
June, 1882, having been critically ex-  
amined and the necessary corrections and explanations  
made, the said Field Notes and the surveys they de-  
scribe, are hereby approved.

J. W. Robbins

Surveyor General.